

2011

Leguminous cover crops differentially affect maize yields in three contrasting soil types of Kakamega, Western Kenya

Ngome, Ajebesone

Journal of Agriculture and Rural Development in the Tropics and Subtropics (JARTS)

<http://nbn-resolving.de/urn:nbn:de:hebis:34-2011101139312>

Provided with love from The Nelson Mandela African Institution of Science and Technology

Leguminous cover crops differentially affect maize yields in three contrasting soil types of Kakamega, Western Kenya

Ajebesone Francis E. Ngome*, Mathias Becker, Kelvin Mark Mtei

*Institute of Crop Science and Resource Conservation (INRES), Department of Plant Nutrition,
University of Bonn, Germany*

Abstract

Maize production in smallholder farming systems in Kenya is largely limited by low soil fertility. As mineral fertilizer is expensive, green manuring using leguminous cover crops could be an alternative strategy for farmers to enhance farm productivity. However due to variability in soil type and crop management, the effects of green manure are likely to differ with farms. The objectives of this study were to evaluate *Mucuna pruriens* and *Arachis pintoii* on (i) biomass and nitrogen fixation (^{15}N natural abundance), (ii) soil carbon and nitrogen stocks and (iii) their effects on maize yields over two cropping seasons in Kakamega, Western Kenya. *Mucuna* at 6 weeks accumulated $1\text{--}1.3\text{ Mg ha}^{-1}$ of dry matter and $33\text{--}56\text{ kg ha}^{-1}$ nitrogen of which 70 % was nitrogen derived from the atmosphere (Ndfa). *Arachis* after 12 months accumulated $2\text{--}2.7\text{ Mg ha}^{-1}$ of dry matter and $51\text{--}74\text{ kg N ha}^{-1}$ of which 52–63 % was from Ndfa. Soil carbon and nitrogen stocks at 0–15 cm depth were enhanced by $2\text{--}4\text{ Mg C ha}^{-1}$ and $0.3\text{--}1.0\text{ Mg N ha}^{-1}$ under *Mucuna* and *Arachis* fallow, irrespective of soil type. Maize yield increased by $0.5\text{--}2\text{ Mg ha}^{-1}$ in *Mucuna* and $0.5\text{--}3\text{ Mg ha}^{-1}$ in *Arachis* and the response was stronger on Nitisol than on Acrisol or Ferralsol. We concluded that leguminous cover crops seem promising in enhancing soil fertility and maize yields in Kenya, provided soil conditions and rainfall are suitable.

Keywords: *Arachis pintoii*, green manure, *Mucuna pruriens*, nitrogen fixation, *Zea mays*

1 Introduction

The generally low maize yield in smallholder farming systems in Kenya is attributed to a decline in soil fertility (Mugwe *et al.*, 2008). Recommendations made by scientists to enhance soil fertility include mineral fertilizer use and the addition of animal manure (Okalebo *et al.*, 2006). Whereas mineral fertilizer may be expensive for most smallholder farmers (Salasya *et al.*, 2007), the use of manure is limited because (i) it is not sufficiently available particularly at the recommended application rates ($5\text{--}10\text{ Mg ha}^{-1}$), (ii) it is bulky and labor-intensive for transportation and application, and (iii) its quality is

often poor (Odendo *et al.*, 2006; Okalebo *et al.*, 2006). In the last decades, the use of leguminous cover crops has been widely promoted as an alternative strategy to enhance soil fertility in croplands (Becker & Johnson, 1998). Additionally, these leguminous species are likely to improve the quality of fodder for animals when associated to grasses (Jones & Bunch, 2003). Across Africa, the use of cover crop legumes to increase maize production has received substantial attention. Species like *Mucuna pruriens* have been used successfully to control weeds and improve farm productivity in West Africa (Carsky *et al.*, 2001). Similarly, scientists from East Africa acknowledged an increase in maize grain yield of 0.4 to 1.0 Mg ha^{-1} over farmers' practice due to incorporation of 22 weeks old *Mucuna pruriens* (Kaizzi *et al.*, 2006). Unlike *Mucuna*, there are many leguminous cover crops that have not been widely cultivated in Africa although being practiced in other parts of the

* Corresponding author

E-mail: ngomajebe@yahoo.com

Institute of Crop Science and Resource Conservation (INRES), Department of Plant Nutrition, University of Bonn, Karlrobert-Kreiten-Straße 13, 53115 Bonn, Germany.

world. These cover crop legumes include *Arachis pintoi*, which is a prostrate, stoloniferous, perennial tropical legume (Baruch & Fisher, 1996). *Arachis* is widely cultivated in South America and Australia because it can improve soil nitrogen balances through biological nitrogen fixation and its persistence in legume-grass pastures (Jones & Bunch, 2003).

In Western Kenya, the smallholder farming system is characterized by a large diversity in soil type, farm management and available resources that creates gradients in soil fertility both between and within farms (Tittonell *et al.*, 2005; Vanlauwe *et al.*, 2006). Thus, the effectiveness of cover crop legumes to improve maize production is likely to differ with farms and as a function of soil type and farm management. This study was conducted on three contrasting soil types of Western Kenya (i) to determine biomass and nitrogen fixation by *Mucuna* and *Arachis* (ii) to quantify the effect of *Mucuna* and *Arachis* fallow on soil carbon and nitrogen stocks and (iii) to evaluate the effects of *Mucuna* and *Arachis* on maize yields over two cropping seasons.

2 Materials and Methods

2.1 Description of experimental sites

This study was conducted between 2008 and 2009 at three sites of Kakamega, Western Kenya namely (i) the Kenya Agricultural Research Institute (KARI) in Kakamega, (ii) Lubao sub-location and (iii) Virhembe sub-location. All three sites are situated within a 2–30 km distance from Kakamega town (034° 46' E latitude, 00° 17' S longitude). The three sites have contrasting soil types that are representative for the region, respectively eutric Nitisol, (KARI) ferralo-orthic Acrisol (Lubao) and nito-rhodic Ferralsol (Virhembe), according to the FAO classification (FAO, 1990). The soils differed in chemical properties (Table 1), while climatic conditions were similar. Mean temperature of the three localities was 21 °C and mean annual rainfall ranged from 1600 to 2200 mm with a distinct bimodal pattern. Maize is grown both in the short rainy season (August to November) and in the long rainy season (March to July). The study on Nitisol was conducted on a research farm at KARI where maize varietal trials have been previously conducted with regular application of mineral fertilizer. Trials on Acrisol and Ferralsol were conducted in farmers' fields where maize and common bean were grown for more than 10 years prior to this study. Two fields with fertility gradient (moderate vs. low) were selected in each of the study sites to obtain a fair representation. The study sites will be subsequently referred to by their soil types as Nitisol, Acrisol and Ferralsol.

2.2 Trial design and management

The experimental fields were under a weedy fallow that was cleared using cutlasses and tilled manually using a hand hoe. The trial design was a randomized complete block with four replicates and individual plot sizes of 6 m × 5 m (30 m²). The treatments comprised:

(i) Farmer's practice (control treatment): Treatment plots were tilled manually using a hand hoe during seed bed preparation without addition of external inputs. Maize cultivar HB 520 was seeded on the 4th September 2008 for the short rainy season crop and on the 22nd of March 2009 for the long rainy season crop at a 60 cm × 25 cm spacing. Two maize seeds were sown per planting hole and thinned to one plant per hill two weeks after emergence. Weeds were controlled by hand hoe only once at two weeks after maize seeding.

(ii) Green manure: *Mucuna pruriens* var. *utilis* was used as green manure. *Mucuna* was seeded two weeks before planting maize i.e. on the 20th of August 2008 and on the 8th of March 2009 for the short and the long rainy season crops, respectively. One *Mucuna* seed was planted per hole at a 20 cm × 30 cm spacing. Mineral phosphorus (30 kg ha⁻¹) was applied as triple superphosphate to the planting holes at *Mucuna* seeding. Maize was seeded as in (i). At six weeks after seeding, *Mucuna* was incorporated between the rows of four week-old maize using a hand hoe.

(iii) Zero tillage combined with the use of a cover crop: Treatment plots were not tilled. *Arachis pintoi* accession CIAT 18744 was used as cover crop. *Arachis* was planted on August 20 at the onset of the short rainy season of 2008 at a spacing of 20 cm × 20 cm (one seed per hole) two weeks prior to maize seeding. Maize was seeded as in (i). In addition, mineral nitrogen (100 kg ha⁻¹) was applied to maize as urea with 40 %, 30 % and 30 % applied at planting, four and six weeks after maize seeding, respectively, while mineral phosphorus (100 kg ha⁻¹) was applied as triple superphosphate at maize seeding. After establishment, *Arachis* was maintained as permanent live ground cover for the duration of the experiment.

2.3 Data collection, calculation and analysis

In the current study, only above-ground biomass accumulation of the leguminous cover crops was considered. The above-ground biomass of *Mucuna* was determined at six weeks after seeding in both cropping seasons. *Mucuna* plants in each treatment plot were cut at ground level and weighed (including litter) to obtain the total fresh weight. Sub samples of 500 g were oven-dried at 70 °C until constant weight. The dried sub samples were finely ground (1 mm) and kept

Table 1: Climatic conditions and soil characteristics of three contrasting soil types of Western Kenya

Parameter	Soil type		
	Nitisol	Acrisol	Ferralsol
Altitude (masl)	1534	1558	1569
Latitude	N 00° 16.962'	N 00° 19.180'	N 00° 14.548'
Longitude	E 034° 46.073'	E 034° 47.793'	E 034° 51.129'
Annual rainfall (mm)	1978	1612	2232
Mean temperature (°C)	21	21	21
Soil texture	Clay-loam	Sandy-loam	Clay
Sand (%)	12.9	61.2	10.8
Silt (%)	33.6	20.0	27.0
Clay (%)	53.5	18.8	62.2
pH (H ₂ O)	5.4	5.4	4.9
Total C (%)	4.1	1.4	3.0
Total N (%)	0.3	0.1	0.2
Available Bray-P (mg kg ⁻¹)	3.4	7.7	2.3
Exchangeable K (cmol kg ⁻¹)	0.7	0.2	0.8
Bulk density (g cm ⁻³)	1.1	1.2	1.1

Soil analysis method: Okalebo *et al.* (2002).

until analysis. The above-ground biomass accumulation of *Arachis* was determined sequentially at three-months intervals from seeding until 12 months and total above-ground biomass was determined at maize harvest. *Arachis* plants within two randomly selected quadrates (60 cm × 60 cm) in each treatment plot, were cut at ground level, bulked (including litter) and weighed to obtain the fresh weight and a sub sample of 200–500 g oven-dried at 70 °C until constant weight. The dried sub samples were finely ground (1 mm) and kept until analysis. A five milligram sample was weighed from each ground *Mucuna* and *Arachis* sample and analyzed for nitrogen (N) concentration with an automatic elemental analyzer (EA Euro 3000). Phosphorus (P) and potassium (K) in *Mucuna* and *Arachis* were measured after dry-ashing and extraction with 6M HCl (Mussnug *et al.*, 2006). P was measured colorimetrically with a spectrophotometer (Eppendorf ECOM 6122) and K was measured with a flame photometer (Eppendorf Elex 6361). The percentage of nitrogen derived from the atmosphere (%Ndfa) of *Mucuna* and *Arachis* was estimated by the $\delta^{15}\text{N}$ Natural Abundance Method (^{15}N NAM) as in equation (1) and the proportions of N obtained from the atmosphere (Ndfa) and from the soil (Ndfs) were calculated as in equation (2) (adopted from Gathumbi *et al.*, 2002). Total N accumulated by *Mucuna* and *Arachis* was calculated as the sum of Ndfa and Ndfs. Maize in the treatment plots was used as reference crop for ^{15}N analysis. The *B*-value (natural discrimination of heavy ^{15}N isotope by nitrogenase enzyme complex) of 1.64‰ was used for *Mucuna* (Gathumbi *et al.*, 2002). The *B*-value of *Arachis* was not available.

Hence, the *B*-value of *Arachis hypogaea* (−1.87‰) was used (Maskey *et al.*, 2001).

$$\% \text{Ndfa} = \frac{\delta^{15}\text{N}_{\text{maize}} - \delta^{15}\text{N}_{\text{Arachis or Mucuna}}}{\delta^{15}\text{N}_{\text{maize}} - B} \times 100 \quad (1)$$

$$\% \text{Ndfa or Ndfs} = \frac{\% \text{Ndfa or } \% \text{Ndfs}}{100} \times \text{quantity of N in DM} \quad (2)$$

whereby *B* represents the $\delta^{15}\text{N}$ of *Mucuna* and *Arachis* (*A. hypogaea* in this case) grown in N-free medium, DM is total dry matter of *Mucuna* and *Arachis*, and % Ndfs = 100 – % Ndfa.

Soil carbon (C) and nitrogen (N) stocks were quantified (Mg ha⁻¹) after two seasons of treatment application. The C and N stocks were calculated as the product of bulk density and percentage of total C or N in the soil. Total C and N were measured using an automatic elemental analyzer (EA Euro 3000) while bulk density was calculated as (3) according to standard method (Okalebo *et al.*, 2002).

$$\text{Bulk density (g cm}^{-3}\text{)} = \frac{wt_1 - wt_2}{V} \quad (3)$$

whereby *wt*₁ is the initial weight (g) of soil after sampling, *wt*₂ is the final weight (g) of soil after drying in an oven at 105 °C for 2 days and *V* is the volume (cm³) of a metal cylinder (volume: 100 cm³, height: 5 cm) used for sampling.

Maize grain yield was determined 16 weeks after seeding from a 2 m × 1.2 m harvest area in the middle rows of each treatment plot. The maize cobs were harvested, dried and threshed, and yield was reported at 13 % moisture content.

Data on soil C and N stocks and maize yields generated were subjected to analysis of variance using the SPSS statistical package (SPSS Inc., 2008). Mean separation was done by Tukey test ($P < 0.05$).

3 Results

3.1 Biomass accumulation and nitrogen fixation

The above-ground dry matter of *Mucuna* differed across sites and was approximately 10 to 20% higher in the long than in the short rainy season (Table 2). Irrespective of the cropping season, largest biomass accumulation of *Mucuna* was observed on the Acrisol and lowest on the Ferralsol. The N, P and K concentrations of *Mucuna* also differed across sites (Table 2) and ranged between 3.3–4.6%, 0.32–0.34% and 0.25–0.32%, respectively. Generally, the nutrient concentrations of *Mucuna* reflected the inherent soil N, P and K in the three sites.

Sequential biomass accumulation of *Arachis* followed the seasonal rainfall patterns of the study sites (Figure 1). The lowest biomass accumulation was observed in February (2009) when rainfall was lowest at all the sites. As the rains became more frequent between March and August, the biomass increased steadily with a peak at 12 months after seeding. Total above-ground biomass accumulated by *Arachis* was about 40% higher on the Acrisol and Nitisol compared with the Ferralsol (Table 3). Irrespective of the soil type, nutrient concentrations of *Arachis* were on average 2.7%, 0.33% and 0.36%, respectively for N, P and K (Table 3).

The percentage N obtained from the atmosphere (%Ndfa) and from the soil (%Ndfs) by *Mucuna* was similar in both cropping seasons (Table 4). However, differences in %Ndfa and %Ndfs were observed across sites. *Mucuna* derived between 68–70% N from the atmosphere and the remainder from the soil. The %Ndfa by *Arachis* was approximately 10% lower than that of *Mucuna* at all the sites (Table 4).

Contrary to *Mucuna*, marked differences were noted in %Ndfa by *Arachis* across sites with highest values observed on the Nitisol and lowest on the Ferralsol. Total N accumulated by *Mucuna* differed across sites and seasons (Figure 2). *Mucuna* accumulated 10–18 kg N ha⁻¹ more in the long than in the short rainy season with the largest increase on the Nitisol. Total N accumulated by *Arachis* was 40% more on the Nitisol and Acrisol than on Ferralsol (Figure 2). Generally, nitrogen accumulated by *Arachis* was higher than that accumulated by *Mucuna* although the latter had a higher %Ndfa than the former.

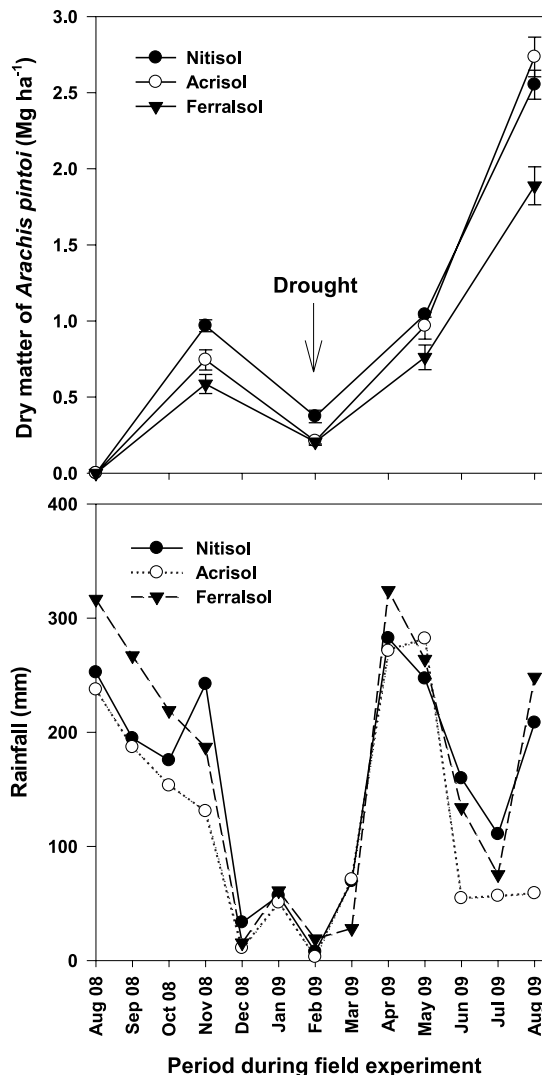


Fig. 1: Sequential dry matter of *Arachis pintoï* (CIAT 18744) and rainfall distribution with time after seeding between August 2008 and August 2009 on three contrasting soil types in Kakamega, Kenya. Bars are standard error of means ($n = 4$).

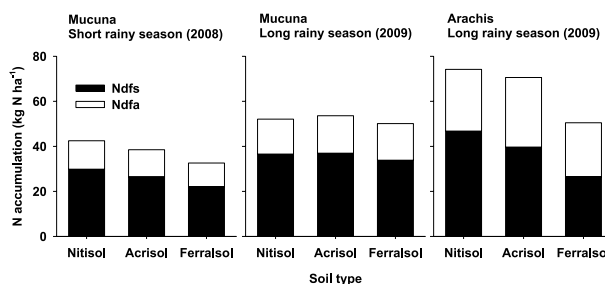


Fig. 2: Nitrogen accumulation of *Mucuna pruriens* var. *utilis* and *Arachis pintoï* (CIAT 18744) on three contrasting soil types in Kakamega, Kenya. Bars are standard error of means ($n = 4$). *Mucuna pruriens* was evaluated at 6 weeks after seeding in the short rainy season (2008) and the long rainy season (2009). *Arachis pintoï* was evaluated after 12 months at the end of the long rainy season (2009).

Table 2: Above-ground dry matter (DM) accumulation and nutrient concentration of six-weeks old *Mucuna pruriens* var. *utilis* on three contrasting soil types in Kakamega, Kenya, during the short rainy season (SR) of 2008 and the long rainy (LR) season of 2009.

	Nitisol		Acrisol		Ferralsol	
	SR 2008	LR 2009	SR 2008	LR 2009	SR 2008	LR 2009
DM (Mg ha ⁻¹) [†]	1.00±0.11 [‡]	1.20±0.12	1.20±0.01	1.30±0.11	0.90±0.10	1.10±0.11
Nitrogen (%)	4.10±0.30	4.60±0.31	3.30±0.30	4.00±0.21	3.60±0.28	4.30±0.21
Phosphorus (%)	0.33±0.01	0.34±0.01	0.34±0.01	0.34±0.01	0.32±0.01	0.34±0.02
Potassium (%)	0.32±0.01	0.30±0.02	0.26±0.02	0.25±0.05	0.32±0.03	0.29±0.03

[†] Above-ground dry biomass.
[‡] ± “means” standard deviation (n = 4).

Table 3: Above-ground dry matter accumulation and nutrient concentration of *Arachis pintoii* at the end of the long rainy season of 2009 (after 12 months) on three contrasting soil types in Kakamega, Kenya.

	Nitisol	Acrisol	Ferralsol
Dry matter (Mg ha ⁻¹)	2.60±0.40	2.70±0.31	1.90±0.30
Nitrogen (%)	2.90±0.12	2.60±0.14	2.70±0.16
Phosphorus (%)	0.32±0.04	0.35±0.02	0.32±0.01
Potassium (%)	0.38±0.05	0.30±0.08	0.40±0.03

± “means” standard deviation (n = 4).

Table 4: Percentage of N derived from the atmosphere (%Ndfa) and from the soil (%Ndfs) by *Mucuna pruriens* var. *utilis* and *Arachis pintoii* CIAT 18744 on three contrasting soil types in Kakamega, Kenya, during the short rainy season (2008) and the long rainy season (2009).

Crop and season	Soil type	N derived from atmosphere (%Ndfa)*	N derived from soil (%Ndfs)	
<i>Mucuna</i> [†]	Nitisol	70.0±3.3	30.0	
	Short rainy season	Acrisol	68.9±2.7	31.1
		Ferralsol	67.5±0.4	32.5
<i>Mucuna</i>	Nitisol	70.1±3.2	29.9	
	Long rainy season	Acrisol	68.8±2.7	31.2
		Ferralsol	68.0±0.5	32.0
<i>Arachis</i> [‡]	Nitisol	63.0±5.4	37.0	
	Long rainy season	Acrisol	56.4±6.8	43.6
		Ferralsol	51.9±3.3	48.1

* ± “means” standard deviation from the mean (n = 4).
[†] *Mucuna* was evaluated at 6 weeks after seeding in both seasons.
[‡] *Arachis* was evaluated at the end of the long rainy season (after 12 months).

3.2 Effect of cover crops on soil carbon and nitrogen stocks

Total C ranged from 4.00% to 4.14% (Nitisol), 2.79% to 2.95% (Ferralsol) and 1.19% to 1.32% (Acrisol). Total N was 0.30–0.34%, 0.23–0.28% and 0.10–0.14% in the Nitisol, Ferralsol and Acrisol, respectively. Bulk density was 1.11–1.13 (Nitisol), 1.11–1.13 (Ferralsol) and 1.22–1.25 (Acrisol). *Mucuna* green manure did not significantly increase soil C or N stocks across soils (Figure 3). *Arachis* significantly ($p < 0.01$) enhanced soil carbon stock on the Acrisol but not on the Nitisol and the Ferralsol, possibly because of the high inherent C on the Nitisol and the Ferralsol. Approximately 2 to 4 Mg ha⁻¹ C were added by the leguminous cover crops, regardless of sites. Unlike C, N stock was significantly ($p < 0.01$) increased by *Arachis* at all three sites, ranging between 0.3 to 1.0 Mg ha⁻¹ over the control treatment.

3.3 Effect of cover crops on maize yields

Maize grain yield was significantly increased with both *Mucuna* and *Arachis* across sites and seasons (Figure 4). In the short rainy season, *Arachis* showed the strongest effect on maize grain yield (> 1 Mg ha⁻¹ over control) across sites. Irrespective of the treatment, highest maize grain yield was noted on the Nitisol and lowest on the Acrisol. In the long rainy season, maize grain yield was generally higher than in the short rainy season with the best responses observed on the Nitisol. However, response of maize grain yield under *Arachis* on the Acrisol in the long rainy season was 30% lower than previously observed in the short rainy season and 0.5 Mg ha⁻¹ less than maize yield under *Mucuna*. Similarly, maize grain yield under control on the Ferralsol decreased by > 40% in the long rainy season compared with the short rainy season.

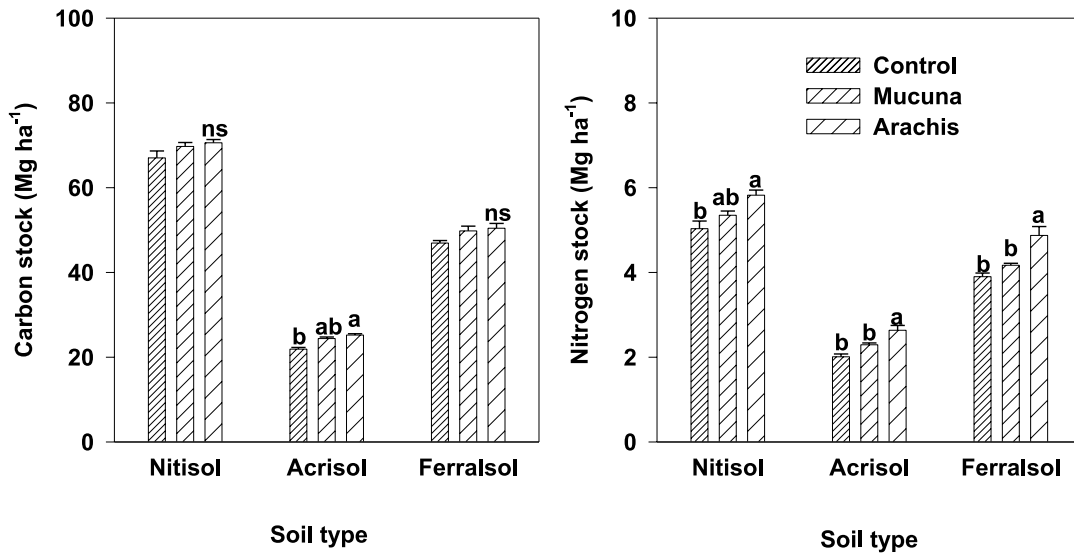


Fig. 3: Effect of leguminous cover crops (*Mucuna pruriens* and *Arachis pintoi*) on carbon and nitrogen stocks on three contrasting soil types in Kakamega, Kenya, after two seasons of treatment application. Farmers' practice (FP) was the control. Treatments with the same letter on a soil type are not significantly different by Tukey ($P < 0.05$). ns = non significant.

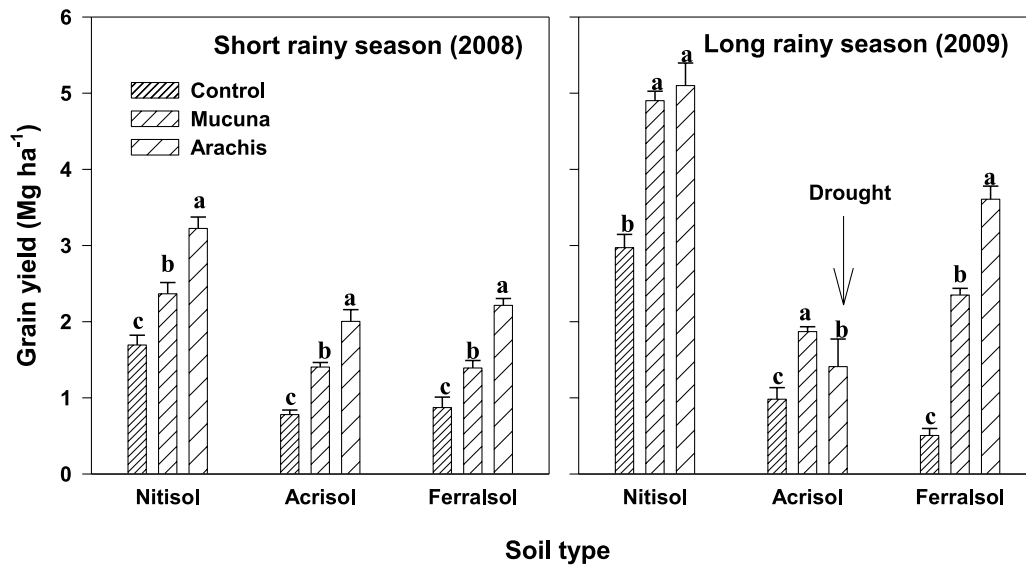


Fig. 4: Response of maize grain yield to *Mucuna pruriens* var. *utilis* and *Arachis pintoi* (CIAT 18744) on three contrasting soil types in Kakamega, Kenya. Farmers' practice (FP) was the control. Trials were conducted in the short rainy season (2008) and in the long rainy season (2009). *Mucuna* was evaluated until 6 weeks after seeding. *Arachis pintoi* was evaluated from seeding to the end of the long rainy season of 2009 (after 12 months). Bars are standard error of the means ($n = 4$). Treatments with the same letter are not significantly different by Tukey ($P < 0.05$).

4 Discussion

4.1 Effects of rainfall and soil type on cover legumes

This study demonstrated that *Mucuna pruriens* and *Arachis pintoii* can accumulate a reasonable amount of biomass in Western Kenya. The differences in biomass accumulation between sites were probably due to seasonal differences in rainfall and soil types (Carsky *et al.*, 2001; Giller, 2001). Moisture availability is an important determinant for growth in leguminous cover crops. In situations where rainfall is erratic with frequent dry spells within the cropping season, the amount of biomass accumulated by leguminous cover crops may reduce as observed in the current study. Although *Arachis* is persistent and known to tolerate drought conditions (Jones, 1993), growth of the legume in Western Kenya is likely to be retarded when cumulative monthly rainfall is consistently less than 100 mm. In addition to rainfall, soil type affected the amount of biomass accumulated by the cover legumes. Thus, a generally higher biomass was accumulated on the Acrisol and Nitisol than on the Ferralsol, possibly because the Ferralsol was highly acidic with the possibility of fixing phosphorus and a poor aeration (George *et al.*, 2002). In an earlier study in West Africa, Carsky *et al.* (2001) observed that *Mucuna* does not grow very well on clayey and highly acidic soils. Similarly, Baruch & Fisher (1996) reported an enhanced growth of *Arachis* on sandy as opposed to clay soils in Colombia.

Soil types also affected the nutrient concentrations in the biomass of the cover legumes. Thus, N and K concentrations tended to be higher on the Nitisol and the Ferralsol than on the Acrisol while P concentrations tended to be highest on the Acrisol and lowest on the Ferralsol, irrespective of the season. Nevertheless, the N, P and K concentrations of *Mucuna* and *Arachis* in the current study were similar to those reported elsewhere (Castillo, 2003) and for other forage crops (Adjolohoun *et al.*, 2008). As such, these legumes could be suitable for use as forage in Kenya.

This study also demonstrated that *Mucuna* and *Arachis* are likely to improve soil N balances through nitrogen fixation as observed elsewhere (Becker, 1999; Thomas *et al.*, 1997). But this will depend on inherent soil characteristics such as soil P, soil pH and soil moisture availability (Becker *et al.*, 1995). Given the low level of inherent soil P ($< 6 \text{ mg P kg}^{-1}$) at all three study sites, it would be necessary to apply mineral or organic P to the cover legumes to stimulate nitrogen fixation and enhance growth (Somado *et al.*, 2003). P is essential in nitrogen fixation and the application of P is widely reported to have a significant positive effect on nodulation and nitrogen fixation in legumes (Becker *et al.*, 1991). Although P is generally applied to legumes

to stimulate BNF, it is likely that the P applied will be recycled together with the fixed N during incorporation of the legumes which can be used by the following crop (Giller, 2001), thus stimulating the systems' productivity (Somado *et al.*, 2003).

4.2 Effects of cover legumes on soil attributes

Soil N, soil organic matter (SOM) and available soil P are major determinants of the productivity and sustainability of agricultural production systems (Blair *et al.*, 1995; Kifuko *et al.*, 2007). In permanently cropped fields, soil organic C and N stocks can be enhanced by management practices including reduced tillage and green manuring (Jarecki & Lal, 2003). In the current study, the introduction of *Arachis* significantly enhanced soil C and N stocks, which was consistent with earlier reports on cover legumes (Armstrong *et al.*, 1999; Diekow *et al.*, 2005). In contrast, *Mucuna* green manure did not significantly influence soil C, which was similar to the observation made by Whitbread *et al.* (2004) in the sub-humid region of Zimbabwe. The observed increase in C stock could be attributed not only to legume above-ground biomass, but presumably to legume below-ground biomass, maize residues and weed biomass. This may explain the apparently large increase in soil C, not entirely explained by the legume above-ground C input. Generally, the effect of the leguminous cover crops was largest on the sandy-textured Acrisol than on the clay-textured soils due possibly to the low inherent C and N content in the Acrisol.

Besides improving soil C and N stocks, cover legumes may enhance soil P content in the long-term. P-acquisition from fertilizer application and/or from sub-soil by deeper rooting legumes will stimulate C accumulation and N addition by nitrogen fixation that can subsequently be made available to the associated crop upon incorporation and organic matter mineralization (Becker, 1999). However, in the short-term under very low soil P conditions the capacity of these legumes to recycle P may be limited because of high translocation rates to meet the internal P demand for nitrogen fixation (Kimaro *et al.*, 2009). Furthermore, legumes will compete for soil moisture (and nutrients) with associated crops (Akanvou *et al.*, 2002). In exchange, in the long-term they may increase soil organic matter and thus water-holding capacity (Becker *et al.*, 1995). This is of particular relevance on the sandy Acrisol site with relatively less rainfall. But under more humid and poorly-drained soil conditions such as the case with the clay-textured Ferralsol, the cover legumes may cause waterlogged conditions (Giller *et al.*, 2009).

4.3 Effects of cover legumes on maize yield

This current study supports earlier findings that increased maize production in smallholder farming systems can be achieved using leguminous cover crops (Kaizzi *et al.*, 2006) and mineral fertilizer use (Kifuko *et al.*, 2007; Okalebo *et al.*, 2006). The study further demonstrated the possibility of growing *Mucuna* and maize simultaneously in the same piece of land before the *Mucuna* is incorporated between maize rows. Previously, scientists recommended planting of leguminous cover crops like *Mucuna* solely during the short rainy season and incorporate them before planting maize in the following long rainy season (Carsky *et al.*, 2001). However, most farmers in Kenya are very reluctant to implement this technology because the practice requires a sacrifice of one season maize crop (Rao & Mathuva, 2000). This finding is therefore important for smallholder farming systems in areas of Kenya where rainfall is sufficiently available and farmers grow maize continuously on the same piece of land. Additionally, this study illustrated that the magnitude of the effect of leguminous cover crops on maize yields is likely to depend on soil type and seasonal rainfall patterns. In cropping seasons with frequent dry spells, maize yields may reduce due to competition from leguminous cover crops (Mathuva *et al.*, 1998). This is compounded on sandy soils where legumes such as *Arachis* root deep (Baruch & Fisher, 1996) and where the water-holding capacity is low (Brady & Weil, 2002). Thus, the generally lower maize yields observed in the *Arachis* treatment plots particularly on the Acrisol could be ascribed to acute competition for soil moisture from the legume. This is in line with Salako & Tian (2003) who noted soil water depletion under leguminous cover crops in parts of West Africa. Plants take up nutrients in solution. Hence, moisture availability can influence the N content of crop roots and shoots residues that reportedly has the greatest sensitivity when simulating maize grain yield response to green manuring using APSIM (Robertson *et al.*, 2005). In addition to moisture availability, mineral fertilizer use largely improved maize yields particularly on the Nitisol and Ferralsol. This explains why the *Arachis* treatment, with additional fertilizer input, had the highest maize yields on the Nitisol and Ferralsol than the *Mucuna* or Farmer practice. N and P are the most limiting nutrients in Western Kenya and their application in maize fields is well known to improve maize productivity (Kifuko *et al.*, 2007; Odendo *et al.*, 2006).

Finally, the marked reduction in maize grain yield observed with the control treatment on the Ferralsol could be ascribed to weed infestation. Weeds are one of the major constraints to crop production in Western Kenya and their effects are reportedly most severe on the Ferralsol than on the Acrisol or Nitisol (Ngome, 2006).

We can conclude that *Mucuna* and *Arachis* have the potential to increase maize yields in Western Kenya, although this may depend largely on inherent soil conditions particularly soil P, pH and texture, and seasonal rainfall availability. Additional studies on the social economic implications of introducing *Mucuna* and *Arachis* into the smallholder farming systems of Western Kenya are underway.

Acknowledgements

This study was financed by the German Federal Ministry of Education and Research (BMBF) through the 'Biodiversity Monitoring Transect Analysis in Africa' (BIOTA) Project and the German Catholic Exchange Service (KAAD). The institutional support from KARI Kakamega of Kenya, IRAD of Cameroon, University of Bonn and University of Dar es Salaam is acknowledged.

References

- Adjolohoun, S., Buldgen, A., Adandenjan, C., Decruyenaere, V. & Dardenne, P. (2008). Yield and nutritive value of herbaceous and browse forage legumes in the Borgou region of Benin. *Tropical Grasslands*, 42, 104–111.
- Akanvou, R., Kropff, M. J., Bastiaans, L. & Becker, M. (2002). Evaluating the use of two contrasting legume species as relay intercrop in upland rice cropping systems. *Field Crops Research*, 74, 23–36.
- Armstrong, R. D., Kuskopf, B. J., Millar, G., Whitbread, A. M. & Standley, J. (1999). Changes in soil chemical and physical properties following legumes and opportunity cropping on a cracking clay soil. *Australian Journal of Experimental Agriculture*, 39, 445–456.
- Baruch, Z. & Fisher, M. J. (1996). Effect of planting method and soil texture on the growth and development of *Arachis pintoi*. *Tropical Grasslands*, 30, 395–401.
- Becker, M. (1999). *Potential von Leguminosen zur Gründüngung und Einsatzmöglichkeiten im tropischen Reisanbau*. Habilitation für Pflanzenbau und Pflanzenernährung in den Tropen und Subtropen, Universität Giessen, Giessen, Germany.
- Becker, M., Diekmann, K. H., Ladha, J. K., De Datta, S. K. & Ottow, J. C. G. (1991). Effect of NPK on growth and nitrogen fixation of *Sesbania rostrata* as a green manure for lowland rice (*Oryza sativa* L.). *Plant and Soil*, 132, 149–158. doi: 10.1007/BF00011021.
- Becker, M. & Johnson, D. E. (1998). Legumes as dry season fallow in upland rice-based systems of West Africa. *Biology and Fertility of Soils*, 27, 358–367.

- Becker, M., Ladha, J. K. & Ali, M. (1995). Green manure technology: Potential usage, limitations. A case study for lowland rice. *Plant and Soil*, 174, 181–194.
- Blair, G. J., Lefroy, R. D. B. & Lisle, L. (1995). Soil carbon fractions based on their degree of oxidation, and the development of a carbon management index for agricultural systems. *Australian Journal of Agricultural Research*, 46, 1459–1466.
- Brady, N. C. & Weil, R. R. (2002). *The nature and properties of soils (13th edn)*. Pearson Educational: New Jersey, USA.
- Carsky, R. J., Becker, M. & Hauser, S. (2001). Mucuna cover crop fallow systems: Potential and limitations. In G. Tian, F. Ishida, & D. Keatinge (Eds.), *Sustaining soil fertility in West Africa* (pp. 111–135). SSSA Spec. Publ. 58. SSSA and ASA: Madison, WI, USA.
- Castillo, G. E. (2003). *Improving a native pasture with the legume Arachis pintoi in the humid tropics of Mexico*. Ph.D. thesis Wageningen University, Wageningen, The Netherlands.
- Diekow, J., Mielniczuk, J., Knicker, H., Bayer, C., Dick, D. P. & Kögel-Knabner, I. (2005). Soil C and N stocks as affected by cropping systems and nitrogen fertilisation in a southern Brazil Acrisol managed under no-tillage for 17 years. *Soil and Tillage Research*, 81, 87–95.
- FAO (1990). FAO-UNESCO soil map of the world. Revised legend. World resources report No. 60. Food and Agricultural Organization (FAO), Rome, Italy.
- Gathumbi, S. M., Cadisch, G. & Giller, K. E. (2002). ^{15}N natural abundance as a tool for assessing N_2 -fixation of herbaceous, shrub and tree legumes in improved fallows. *Soil Biology and Biochemistry*, 34 (8), 1059–1071. doi:10.1016/S0038-0717(02)00038-X.
- George, T. S., Gregory, P. J., Robinson, J. S., Buresh, R. J. & Jama, B. (2002). Utilization of soil organic phosphorus by agroforestry and crop species in the field in western Kenya. *Plant and Soil*, 246, 63–63.
- Giller, K. E. (2001). *Nitrogen fixation in tropical cropping systems*. Wallingford CAB International, Wallingford, UK.
- Giller, K. E., Witter, E., Corbeels, M. & Tittonell, P. (2009). Conservation agriculture and smallholder farming in Africa: The heretic's view. *Field Crops Research*, 114(1), 23–34. doi: 10.1016/j.fcr.2009.06.017.
- Jarecki, M. & Lal, R. (2003). Crop management for soil carbon sequestration. *Critical Review in Plant Sciences*, 22, 471–502.
- Jones, R. M. (1993). Persistence of *Arachis pintoi* cv. Amarillo on three soil types at Stamford, south-eastern Queensland. *Tropical Grasslands*, 27, 11–15.
- Jones, R. M. & Bunch, G. A. (2003). Experiences with farm pastures at the former CSIRO Stamford Research Station, south-east Queensland, and how these relate to results from 40 years of research. *Tropical Grasslands*, 37, 151–164.
- Kaizzi, C. K., Ssali, H. & Vlek, P. L. G. (2006). Differential use and benefits of Velvet bean (*Mucuna puriens* var. utilis) and N fertilizers in maize production in contrasting agro-ecological zones of East Uganda. *Agricultural Systems*, 88, 44–60.
- Kifuko, M. N., Othieno, C. O., Okalebo, J. R., Kimenyi, L. N., Ndungu, K. W. & Kipkoech, A. K. (2007). Effect of combining organic residues with minjingu phosphate rock on sorption and availability of phosphorus and maize production in acid soils of Western Kenya. *Experimental Agriculture*, 43, 51–66. doi: 10.1017/S0014479706004121.
- Kimaro, A. A., Timmer, V. R., Chamshama, S. A. O., Ngaga, Y. N. & Kimaro, D. A. (2009). Competition between maize and pigeonpea in semi-arid Tanzania: Effects on yields and nutrition of crops. *Agriculture, Ecosystems and Environment*, 134, 115–125.
- Maskey, S. L., Bhattarai, S., Peoples, M. B. & Herridge, D. F. (2001). On-farm measurements of nitrogen fixation by winter and summer legumes in the Hill and Terai regions of Nepal. *Field Crops Research*, 70, 209–221.
- Mathuva, M. N., Rao, M. R., Smithson, P. C. & Coe, R. (1998). Improving maize (*Zea mays*) yields in semi arid highlands of Kenya: agroforestry or inorganic fertilizers? *Field Crops Research*, 55, 57–72.
- Mugwe, J., Mugendi, D., Kungu, J. & Muna, M. M. (2008). Maize yields response to application of organic and inorganic input under on-station and on-farm experiments in Central Kenya. *Experimental Agriculture*, 45, 47–59.
- Mussgnug, F., Becker, M., Son, T. T., Buresh, R. J. & Vlek, P. L. G. (2006). Yield gaps and nutrient balances in intensive, rice-based cropping systems on degraded soils in the Red River Delta of Vietnam. *Field Crops Research*, 98, 127–140.
- Ngome, A. F. (2006). *The contribution of biological nitrogen fixation to N balances in agricultural production systems of Kakamega District, Kenya*. Master's thesis Bonn University, Bonn, Germany.
- Oendo, J., Ojiem, J., Bationo, A. & Mudeheri, M. (2006). On-farm evaluation and scaling-up of soil fertility management technologies in western Kenya. *Nutrient Cycling in Agroecosystems*, 76, 369–381.
- Okalebo, J. R., Gathua, K. W. & Woomer, P. L. (2002). *Laboratory methods of soil and plant analysis: A working manual*. TSBF: Nairobi, Kenya.

- Okalebo, J. R., Othieno, C. O., Woome, P. L., Karanja, N. K., Semoka, J. R. M., Bekunda, M. A., Mugendi, D. N., Muasya, R. M., Bationo, A. & Mukhwana, E. J. (2006). Available technologies to replenish soil fertility in East Africa. *Nutrient Cycling in Agroecosystems*, 76, 153–170.
- Rao, M. R. & Mathuva, M. N. (2000). Legumes for improving maize yields and income in semi-arid Kenya. *Agriculture, Ecosystems and Environment*, 78, 123–137.
- Robertson, M. J., Sakala, W., Benson, T. & Shamudzarira, Z. (2005). Simulating response of maize to previous velvet bean (*Mucuna pruriens*) crop and nitrogen fertiliser in Malawi. *Field Crops Research*, 91, 91–105.
- Salako, F. K. & Tian, G. (2003). Soil water depletion under various leguminous cover crops in the derived savanna of West Africa. *Agriculture, Ecosystems and Environment*, 100, 173–180.
- Salasya, B. D., Mwangi, W., Mwabu, D. & Diallo, A. (2007). Factors influencing adoption of stress-tolerant maize hybrid (WH 502) in western Kenya. *African Journal of Agricultural Research*, 2, 544–551.
- Somado, E. A., Becker, M., Kuehne, R. F., Sahrawat, K. L. & Vlek, P. L. G. (2003). Combined effects of legumes with rock phosphorus on rice in West Africa. *Agronomy Journal*, 95, 1172–1178.
- SPSS Inc. (2008). *SPSS version 17.0 for windows*. SPSS Inc., Chicago, IL, USA.
- Thomas, R. J., Asakawa, N. M., Rondon, M. A. & Alarcon, H. F. (1997). Nitrogen fixation by three tropical forage legumes in an acid-soil Savanna of Colombia. *Soil Biology and Biochemistry*, 29, 801–808.
- Tittonell, P., Vanlauwe, B., Leffelaar, P. A., Rowe, E. C. & Giller, K. E. (2005). Exploring diversity in soil fertility management of smallholder farms in western Kenya – I. Heterogeneity at region and farm scale. *Agriculture, Ecosystems & Environment*, 110 (3-4), 149–165. doi:10.1016/j.agee.2005.04.001.
- Vanlauwe, B., Tittonell, P. & Mukalama, J. (2006). Within-farm soil fertility gradients affect response of maize to fertilizer application in western Kenya. *Nutrient Cycling in Agroecosystems*, 76, 171–182. doi:10.1007/s10705-005-8314-1.
- Whitbread, A. M., Jiri, O. & Maasdorp, B. (2004). The effect of managing improved fallows of *Mucuna pruriens* on maize production and soil carbon and nitrogen dynamics in sub-humid Zimbabwe. *Nutrient Cycling in Agroecosystems*, 69, 59–71.