

2023-02-17

Tuning water chemistry for the recovery of greener products: pragmatic and sustainable approaches

Adeeyo, Adeyemi

Royal Society of Chemistry

<http://doi.org/10.1039/d2ra06596g>

Provided with love from The Nelson Mandela African Institution of Science and Technology


 Cite this: *RSC Adv.*, 2023, **13**, 6808

Tuning water chemistry for the recovery of greener products: pragmatic and sustainable approaches

 A. O. Adeeyo,^{*af} J. A. Oyetade,^{ID b} M. A. Alabi,^{ID c} R. O. Adeeyo,^a A. Samie^{ID d} and R. Makungo^e

The environmental impact and denaturing propensity of organic solvents in the extraction of plant bioactives pose great challenges in extraction systems. As a result, proactive consideration of procedures and evidence for tuning water properties for better recovery and positive influence on the green synthesis of products become pivotal. The conventional maceration approach takes a longer duration (1–72 h) for product recovery while percolation, distillation, and Soxhlet extractions take about 1 to 6 h. An intensified modern hydro-extraction process was identified for tuning water properties with an appreciable yield similar to organic solvents within 10–15 min. The percentage yield of tuned hydro-solvents achieved close to 90% recovery of active metabolites. The additional advantage of using tuned water over organic solvents is in the preservation of the bio-activities and forestalling the possibility of contamination of the bio-matrices during extractions with an organic solvent. This advantage is based on the fast extraction rate and selectivity of the tuned solvent when compared to the traditional approach. This review uniquely approaches the study of biometabolite recovery through insights from the chemistry of water under different extraction techniques for the very first time. Current challenges and prospects from the study are further presented.

 Received 19th October 2022
 Accepted 17th February 2023

DOI: 10.1039/d2ra06596g

rsc.li/rsc-advances

1. Introduction

The early techniques for recovery of bioactive metabolites involve conventional cold or hot solvent extraction.¹ The choice is a function of the nature of the bioactive compound of interest.² The adverse effect of organic solvents (Table 1) which are mostly preferred extraction techniques has warranted the search for greener alternatives. One of the ways green extractions is described involves the isolation of medicinally active portions from a bio-material,³ with the simultaneous use of eco-friendly solvents and optimal use of energy.^{4–9} Prospecting for green solvents has brought water to the fore of extraction technology.¹⁰ Water is affirmatively described as the “greenest solvent” imaginable, with its availability at the required purity, it is cost-effective, readily recycled, non-toxic, non-flammable,

and eco-friendly.^{10–13} Based on the green chemistry precept, water is considered a green chemical per excellence.^{14–16} Water is useful in the recovery of various phytochemicals including alcohols, sugars, proteins, and organic acids with natural water-soluble properties.^{12,16–21} However, water as a solvent has some physical and chemical property disadvantages when compared to organic solvent.^{21–23} The polar nature of water in its natural form reduces its efficacy and acceptability when compared with organic solvents for some kinds of extractions. Organic solvents are extensively desirable since they exhibit better recovery than water at ambient conditions.³ Further setbacks experienced when using conventional hydro-extraction include time and energy consumption, thermal decomposition of thermo-sensitive metabolites and low recovery of hydro-solvent in its natural form.

There exists the need to investigate water properties that can be improved to complement its natural advantage and eradicate its attendant limitations as a solvent for extraction.^{5,8,10,28,29} have indicated that improving traditional extraction must entail decreased energy input, sustainability and a non-toxic final product. Improving water to own variable chemistry will aid the extraction of a broad range of polar and non-polar biomolecules from sustainable natural products with non-toxic quality and eco-friendliness.^{10,21,29} This approach will prevent the use of organic solvents, fossil energy, chemical waste and risks of extraction. It is known that water existing in its tunable form satisfies the conditions of green solvents.^{11–13} Recently, the

^aEcology and Resource Management Unit, Faculty of Science, Engineering and Agriculture, University of Venda, Thohoyandou 0950, South Africa. E-mail: firststebby@gmail.com

^bMaterial Science and Engineering, School of Materials, Water, Energy and Environmental Science, Nelson Mandela African Institution of Science and Technology, Arusha, Tanzania

^cDepartment of Microbiology, School of Life Sciences, Federal University of Technology, Akure, Nigeria

^dDepartment of Microbiology, Faculty of Science, Engineering and Agriculture, University of Venda, Thohoyandou 0950, South Africa

^eDepartment of Earth Science, University of Venda, Thohoyandou 0950, South Africa
^fAqua Plantae Research Group, University of Venda, Thohoyandou 0950, South Africa



Table 1 Some selected organic solvents and their toxicological effects^{24–27}

Solvents	Toxicological effects
Toluene	Appreciably fatal if it penetrates the airways or is swallowed. Has the potential of damaging the fetus. Prolonged exposure may warrant the damaging of organs
Dichloromethane (DCM)	Suspected of causing cancer
Chloroform	Suspected of causing cancer
Dimethylformamide (DMF), dimethylacetamide (DMA) and <i>N</i> -methyl pyrrolidinone (NMP)	May damage fertility or affect the unborn child
1,2,3-Trichloropropane and trichloroethylene and 1,2-dichloroethane	May reduce fertility or affect the unborn child
2-Methoxyethanol, 2-ethoxyethanol and 2-ethoxyethyl acetate	May damage fertility or affect the unborn child
Benzene	Low flash point (−11 °C), carcinogenic. It has a high toxicological impact on man and its immediate environment, hence, strongly regulated in the US (HAP) and the EU
<i>n</i> -Hexane(s)	Very low flash point (−23 °C), toxic, carcinogenic, pollutant
Pyridine	Has reprotoxic and carcinogenic effects on long exposure
<i>n</i> -Pentane	Classified as a hazardous airborne

usage of water for extraction has been considered based on its negligible environmental impact.^{30,31} To date, processes developed imply extraction with water could proffer net benefits concerning eco-friendliness, reduced process time, improved selectivity, preservation of heat-sensitive compounds and reduced energy input.⁷

2. Methods

This review is centered on the tunable chemistry of water. The search methodology adopted was according to Feli *et al.*³² The study investigates the tunable properties of water with a positive influence on green synthesis. Data mining and processing of secondary information in literature engaged procedures as described in Fig. 1a and involve the review of 268 publications. About 125 articles reviewed comprehensively covered conventional and non-conventional techniques studied, 35 discussed the challenges of the green extraction techniques and 45 presented possibilities of tunable technology of water as an alternative extraction process.

Cumulatively, 183 articles were selected based on the extensive and quantifiable information and their systematic mode of data presentation on the alternative extraction processes. Various cogent keywords such as properties of water, tunable water, hydro extraction, merits of hydro solvent extraction and development of aqueous solvents and systems were typed and searched on notable databases such as Google scholar, science direct, pub med and web of science. Articles within the year of publication ranging from 1997 to 2021 were studied for review (Fig. 1b).

3. Hydro extraction and mechanism of tuned water

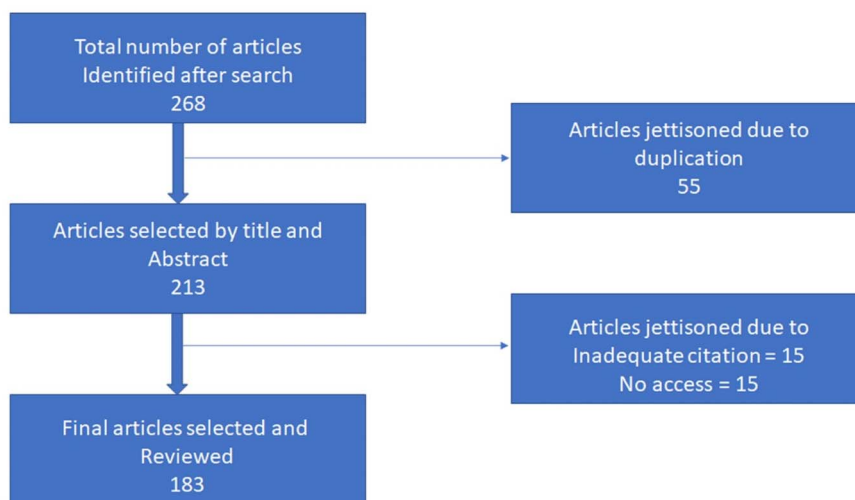
3.1 Water and extraction processes

The water molecule is very small with a hard-sphere diameter of 2.75 Å. The small size of the molecule is of vital importance in

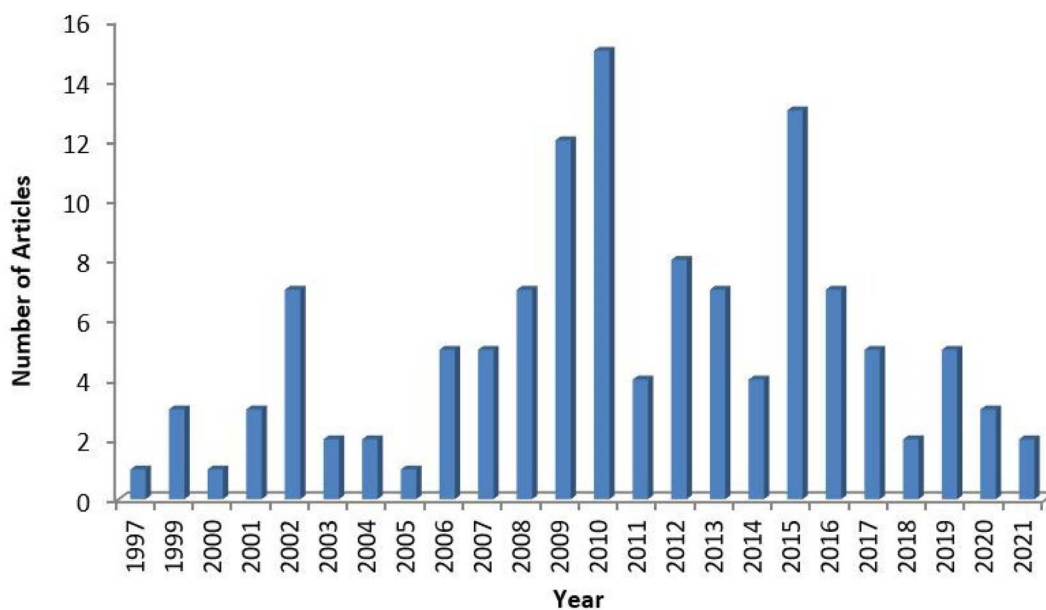
solute hydration. The dipole moment (1.85 D) of water molecules is a result of the two partial positive charges on the hydrogen [H⁺] atoms and the only single zone of negative charge on the oxygen [O[−]]. The contribution of the total electron density of the water molecule in the H–O–H plane makes it spherical one.^{33,34} Also, one of the most essential parameters use in categorizing the polarity of the medium and the control exerted over the ionic dissociation of salts is the macroscopic dielectric constant of a solvent (ϵ_r). The high polarity of water can be attributed to dipole orientations of the hydrogen-bond network which gives it a dielectric constant value of 78.3. At higher temperatures and pressures, the polarity of water is significantly reduced as the hydrogen bond network is disintegrated.^{35,36} Hence, using water as a solvent in extraction processes might be energy-demanding in those cases where water needs to be removed by evaporation. Furthermore, the energy demand to heat liquid water (25 °C to 250 °C, 5 MPa) is almost three times less than needed to vaporize the water to create steam (25 °C to 250 °C, 0.1 MPa).³⁷

The chemical and physical properties of water are largely affected by temperature variation.³⁸ This possibility of change in the properties of water gives it variable characteristics which could be harnessed during the extraction of plant metabolites. One of the most dramatic changes for liquid water at saturation pressure is the static permittivity (ϵ_r), going from 78 at 25 °C to 14 at 350 °C.³⁹ Studies show that the property of water at near-critical conditions dissolves hydrophobic organic compounds.^{38,40} At this point, inorganic solute such as NaCl becomes insoluble in water which is the attribute of organic solvents. The increasing temperature at a critical point diminishes electrostatic interactions within water molecules, as well as between water molecules and surrounding ions or molecules (*i.e.*, both ϵ_r and π^* (polarizability) decrease with increasing temperature). At higher temperatures, there is an observed increase in the movement/rotation of water molecules. Hence, the use of liquid water at higher temperature and pressure allows the dissolving of less polar bioactive compounds. Inter-molecular interactions involving hydrogen bonding become





(a)



(b)

Fig. 1 Flow chart for the article selection process (a) and yearly distribution of articles used for extracting data (b).

less pronounced; thereby favoring dispersion forces (induced dipole-induced dipole forces). In other words, liquid water at elevated temperature (and pressure) becomes less polar of a solvent. Liquid water at temperatures of 200–275 °C and saturation pressure has ϵ_r similar to that of methanol and ethanol at ambient conditions.⁴¹ The notable properties of water include a strong hydrogen bond, which results in a very high specific heat capacity (C_p , m , 75.3 J mol⁻¹ K⁻¹, isobaric, molar, at 25 °C), high heat of vaporization (H_v , 40.7 kJ mol⁻¹ at

100 °C) and extremely high relative static permittivity (ϵ_r , also referred to as the dielectric constant) of 76–80 at 20 °C. This implies that water creates electrostatic bonds with other molecules, thereby decreasing or eliminating intermolecular interaction between surrounding ions.⁴² Water is non-toxic and non-flammable, it is cheap and readily available. Thus, it provides opportunities for clean processing and pollution prevention.



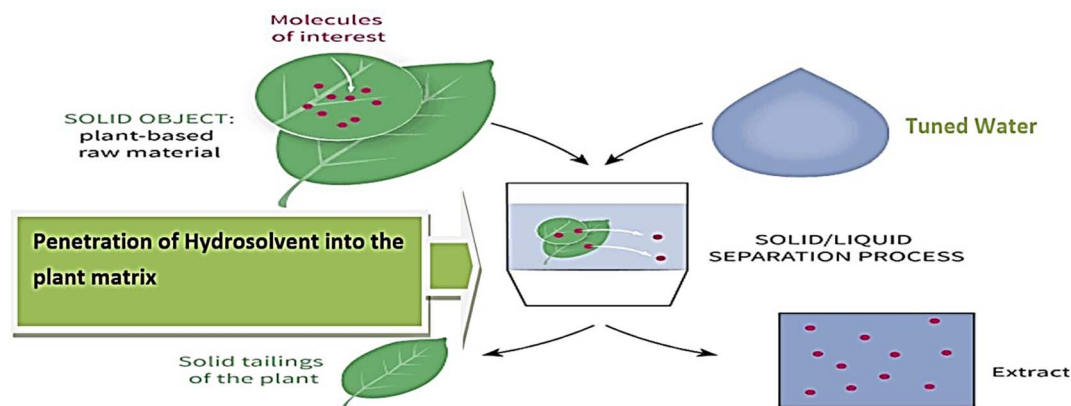


Fig. 2 Mechanism of movement of tuned water into the plant sample: Source: <https://www.berkem.com>.

3.2 Mechanisms of tuned water extraction

Generally, water can exist in three different states based on temperature change. These states include liquid water, solid

water (ice) and gaseous water (steam or vapour).⁴³ The physicochemical properties of water subjected to various tunable effects includes surface tension, dielectric constant and

Table 2 Convectional/traditional extraction methods

Methods	Process	Advantages	Disadvantages	References
Squeezing	The techniques involve the application of pressure on moistened plant samples <i>via</i> pestle, mortars, mullers, presses, <i>etc.</i> , on the plant samples to get the extrudate	Simple Little or no solvent required Requires no thermal degradation Low extraction efficiency	Possibility of contamination of bio-actives	59–61
Maceration	Powdered plant samples are added to the solvent already in a stoppered container with frequent agitation. The aqueous extracting solvent is then drained off followed by pressing and centrifugation to remove the remaining miscella from the plant material	Can be used for a large amount of sample A limited solvent is required Long extraction time Low extraction efficiency	Long extraction duration Only useful for soluble or thermolabile bio-actives	39, 62 and 63
Decoction	The plant matrix comes in contact with the aqueous solvent at boiling point for a maximum duration of 30 min. The liquid is then filtered at end of the extraction. Then the liquid is filtered, and the squeezed liquid of the extracted matrix impregnated with the aqueous solvent is added to it	Use predominantly for phenolics Requires moderate heat Long extraction time Low extraction efficiency	Only useful for thermoresistant bioactive Limited validity Extracts have a short shelf life	64–66
Infusion	Extraction in this regard involves soaking the solid plant powder in cold or boiling water for a short time	Long extraction time Low extraction efficiency	Easily altered extract Limited validity	4 and 67
Percolation	The method makes use of narrow shaped percolator which holds the moistened plant samples. The plant material is then rinsed with the solvent several times until the active ingredient is extracted	Easy to operate Very fast	Good grinding required Requires preliminary humidification Not exhaustive	68–70



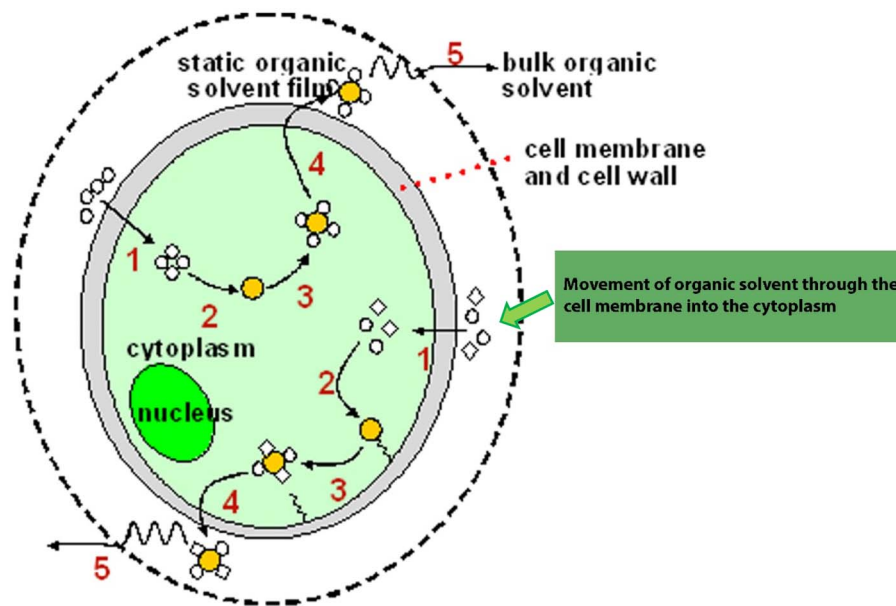


Fig. 3 Schematic representation of extraction processes of bioactives in cell. Source: Halim *et al.*⁵⁸

viscosity. These properties are tuned under external influences such as temperature, pressure, ultrasound, and the incorporation of some other bio-based solubilizing compounds and hydrotropes. Mottaleb and Sarker⁴⁴ affirmed that at high temperature and pressure, the viscosity of solvent is lowered, surface tension reduces and the rate of the penetration of hydro-solvent into the pores of the sample matrix may increase (Fig. 2).⁴⁴ In addition to this, at room temperature and atmospheric pressure, water is a highly polar solvent with a high dielectric constant based on the presence of hydrogen-bonded structure.⁴² Dielectric constant points to the strength of the polarity of water. When heat and pressure are applied to water, a drastic change is observed in the properties of the water as the hydrogen-bonded lattice is disrupted with increasing thermal motion and a fall in the value of the dielectric constant with the resultant lesser polarity of water.^{45,46} Hence, water begins to exhibit similar properties of organic solvents with no environmental concerns.^{47–49} The tuning effect also speeds up the rate of molecular diffusion and interaction of the liquid phase (hydro-solvents) with the material. The ease of diffusion and penetration of matrices observed in the tuned hydro-solvent is an appreciable attribute predominantly known in many extraction systems that use organic solvent.⁵⁰

Brignole,⁵¹ Smith,⁴⁶ and Carr *et al.*⁴¹ in their studies revealed that under conditions of high temperature (250 °C) and sufficient pressure (25 bar) water remains in its liquid state. Though the dielectric constant of water is 80 at 25 °C; however, at elevated temperature, the dielectric constant drops to 25, which falls between those of methanol ($\epsilon = 33$) and ethanol ($\epsilon = 24$) at 25 °C. Under such conditions, water exhibits properties that mimic some organic solvents, dissolving compounds with low polarity.^{33,36,42,52–56} In addition, it has been reported that intensified techniques are faster when compared to the conventional extraction technique.⁵⁷

4. Extraction processes

4.1 Conventional extraction processes

There are diverse traditional extraction methods such as described in Table 2. However, these methods are generally challenged with contamination of extracted bio-actives resulting from prolonged exposure to organic solvents and other disadvantages. Solvents may penetrate through the cell, move into the cytoplasm containing neutral lipids, and form a solvent–lipid interaction by van der Waals forces. During this process, lipids may be extracted from the cell matrix which may contaminate extracellular metabolites of interest and bioactivities (Fig. 3).

4.2 Intensified modern hydro-extraction processes

The intensified modern extraction processes include microwave-assisted, supercritical or pressurized liquid water, ultrasound-enhanced, water–oil-based solvents and enhanced hydrotropic extraction which is summarized in Table 3. These extraction systems make use of water as their solvent for extraction under critically controlled conditions and is commonly called “green solvent”.^{9,11,12,71} The extraction principles alongside the representations of conventional and intensified processes are presented in Table 3 and Fig. 4 respectively.

5. Results and discussion

5.1 Effect of extraction techniques on yield of biometabolites

From Tables 4 and 5, the extracted bio-actives can be categorized into phenolics and polyphenolics, essential oils, alkaloids and carotenoids, terpenes, carbohydrates, proteins pigments and vitamins.



Table 3 Non-conventional/intensified water extraction techniques

Techniques	Mechanism	Advantage (s)	Limitations	References
Enhanced hydro-accelerated extraction	Water is subjected to elevated temperatures above the boiling point and pressures while maintaining its liquid state (<i>i.e.</i> , liquid water). The tuned aqueous solvent accelerates selective desorption of the analytes thus, giving room for selective extraction by solubilizing the analytes from plant samples	High solvent strength Fast extraction rate No phase change of liquids	Expensive Requires extraction clean up	73 and 74
Microwave-enhanced hydro-extraction/microwave-assisted hydro distillation	The dielectric of water is tuned under non-ionizing electromagnetic fields in the frequency range from 300 MHz to 300 GHz. The supplied electromagnetic energy is converted to heat following ionic conduction and dipole rotation mechanisms of the hydro-solvent. This leads to the separation of solutes from active sites of the sample matrix	High selectivity Lower extraction time Enhanced bio-active recovery	Formation of free radicals Possibility of thermal degradation	75–78
Pressurized or subcritical hydro-extraction	Water is tuned at critical pressure (1–22.1 MPa) and critical temperature (between 100–374 °C) while maintaining its liquid state. Under this condition, properties such as dielectric constant and viscosity are tuned which consequently decreases the surface tension of the water and increases its diffusivity	Possibility of dielectric variation over a wide range Efficient mass transfer and diffusion. Fast extraction rate	Expensive	57, 79–84
Aqueous ultrasonic hydro-extraction	The properties of water are tuned under ultrasound from 20 kHz to 2000 kHz. The ultrasound enhances the propagation of mechanical waves, formed compressions and rarefactions, respectively. Thus, in contact with a bio-matrix, the cell of the material is damaged by the principle of acoustic cavitation favouring the release of bioactive compounds	High extraction efficiency and faster extraction rate	—	4, 77, 85–89
Enhanced hydrotropic extraction	The solubility of water is enhanced by the incorporation of hydrotropes. These compounds consist of a hydrophilic part and a hydrophobic part in the similitude of surfactants. However, they act as coupling agents to tune the	Simplicity Cost-effective Eco-friendly nature High solubilization and selectivity capacity		90–94



Table 3 (Contd.)

Techniques	Mechanism	Advantage (s)	Limitations	References
Water–oil biosurfactant extraction	polar property of water and aid its extraction This involves the dispersion of thermodynamically stable micelles in water. These micelles consist of the polar head which attracts the aqueous core (water) and the non-polar part of the hydrocarbon chain is attracted by the organic phase which points outside. The coupling is known as water–oil surfactant. During the extraction, water and hydrophilic plant metabolites are solubilized inside the cores	High selectivity Bioactivities protection Shorter phase separation time Thermodynamically stable, low costs, energy savings, ease of operation at a continuous steady-state		95–100

a Essential oils. Table 4 presents the extraction conditions and yield of selected compounds from the plant using conventional and intensified techniques. With regards to time and temperature, the data presented showed that tuned solvents and intensified techniques have lower extraction time. It was observed that essential oil extracted from lavender flowers *via* microwave-enhanced extraction and the traditional method gives the yield of 8.86% and 8.75% at 10 and 90 min, respectively. Essential oil from *Thymus vulgaris* was extracted in 75 min using the intensified approach as against 240 min in the traditional method. The faster extraction rate observed for microwave extraction may be attributed to the transformation of the hydro-solvent used into an organic mimic at elevated temperature during extraction. This makes it easy for cell wall disruption and easy extraction of the plant's product.^{101–103,166–170}

Generally, from Table 4, the extraction technique with the higher time frame is maceration, although at a lower temperature. However, when compared with extraction of essential oil *via* pressurized hydro extraction, pressurized technique operates at a lesser time frame for the extraction of oil from *M. chamomilla* and *Thymus vulgaris* with yield of 120% and 150% respectively. Similarly, in Table 5 the use of hydro-solvent *via* steam distillation compared to the pressurized technology has a faster oil extraction rate with a yield of 12% at 40 min and >12% at 5 min respectively.

Although the extraction process in traditional maceration took place at low temperature but disadvantaged with longer extraction time when compared to intensified methods of pressurized hydro-extraction, microwave-enhanced hydro solvent and ultrasound-assisted hydro extraction with lower recovery duration. The longer extraction durations in conventional extractions make extracted bio-products susceptible to deterioration and reduced pharmacological activity.¹⁰⁴ Furthermore, it is imperative to add that extracts of organic solvent exhibit toxicological impact in the environment.^{105,106}

b Phenols and polyphenols. The vital study of the green extraction of phenols and polyphenolics as compared to the conventional organic solvent techniques is based on the significant anti-oxidizing activity potential of these bio-actives in pharmacognosy.^{106–108} From Table 5, the use of tune hydro-solvent and technology shows a higher extraction performance of 29.8 for *M. charantia* compared to a low value of extract from Soxhlet (0.4%). Furthermore, the extraction of *Phyllanthus amarus* is reported as 52.97 mg g⁻¹ compared to 17.67 mg g⁻¹ from conventional reflux at a higher time frame of 30 min. The use of tuned ultrasonic hydro-solvent in an ultrasound-assisted extraction system results in fast extraction time of 10 and 15 min respectively for the extraction of pectin from jack fruit and polyphenols, amino acid and caffeine from green tea which helps to conserve its pharmacological attributes.^{107–109} Hydro-solvent tuned under the influence of this green technology especially the ultrasound exhibits no environmental concern as compared to the toxic organic solvents which can contaminate the activity and quality of the extracts.^{102,103,107,110}

c Alkaloids, volatile oils and terpenes. From Table 5 the yield with pressurized hydro-solvent for stevioside, rebaudioside A extraction was higher (91.8%) with a lesser extraction time of 15 min when compared to the use of traditional reflux method of extraction (84%, 1–1.5 h). Furthermore, extraction of borneol, terpinen-4-ol, carvacrol from *Origanum onites* and volatile oil from *Cuminum cyminum* L. equally exhibited greater yield of 5.05% and 16.2% at a lesser time using tuned solvent when compared to the lower yield of 3.16% for both conventional Soxhlet extraction, hydro and steam distillation at longer extraction duration of 12 h. The extraction of anthocyanins phenolics from dried red grape skin with intensified pressurized solvent is approximately 4 times higher (45%) when compared with the traditional method (10.5%).



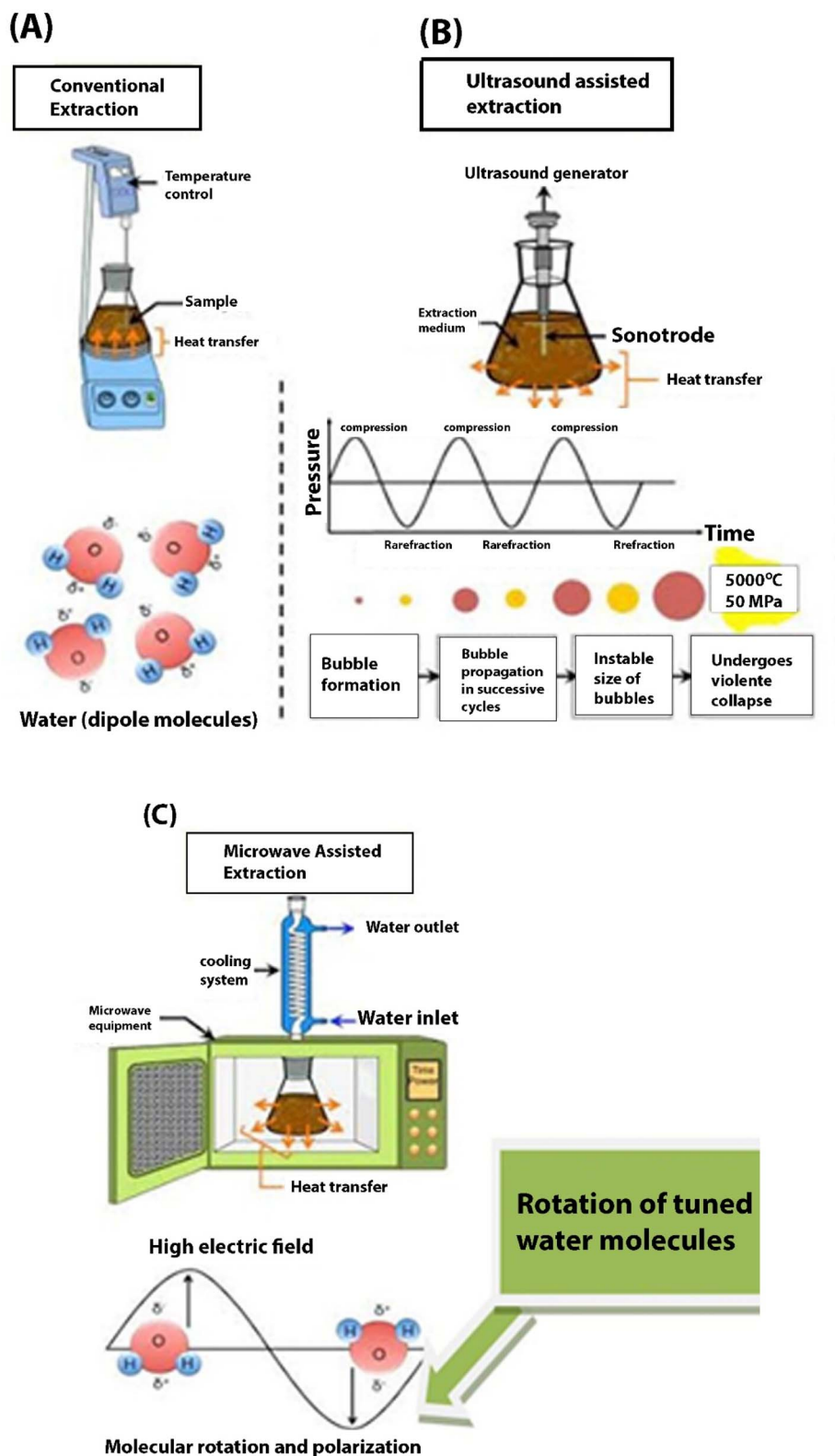


Fig. 4 Comparative mechanism of conventional (A) and selected intensified methods (B and C).⁷²

Similarly, from Table 5, the extraction of capsaicinoids from *Capsicum annuum* using Soxhlet was reported to have 5.243 mg g⁻¹ of bio-actives at 300 min while the green technology using

pressurized hydro-solvent had improved performance compared to the conventional technology at 20 min. These appreciable attributes are connected to the mimicking ability of the tuned



Table 4 Some selected extraction of plant metabolites using different approaches

Methods	Sample	Desired product	Experiment temp. (°C)	Optimum time (min)	Yields	Sources
Maceration	<i>Brassica oleracea</i> var. <i>italica</i>	Essential oil	4	1440	82.2 mg GAE/100 g DW	122 and 123
	<i>Solanum scabrum</i> leaves	Essential oil	—	4320	34.2 g GAE/100 g	124
	<i>Lepidium sativum</i>	Essential oil	50	1440	25 mg RuE/g DW	125
	<i>Artocarpus heterophyllus</i> wastes		25	4320	871.4 mg QuE/g DW	126
	<i>Quercus robur</i> L.	Phenolic compounds	40	—	412 mg CE/g bark	127
Percolation	<i>Artocarpus heterophyllus</i> wastes	Essential oil	25	60	511.6 mg QuE/g DW	128
	Moroccan <i>Acacia mollissima</i> bark	Phenolic compounds	20	120	258.4 mg GAE/g bark	129
Soxhlet	<i>Artocarpus heterophyllus</i> wastes	Essential oil	10	300	381.4 mg QuE/g DW	128
	<i>Vernonia cinerea</i> leaves	Essential oil	—	120	26.22 mg QuE/g DW	130
	<i>Pinus radiata</i> bark	Essential oil	82	60, 120, 180, and 360	622.40 mg GAE/g	131
	<i>Morus nigra</i> (dried)	Essential oil	50	180	58.94% of flavonoid yield	132
Steam distillation	Lavandula flowers	Essential oil	100	90	8.75%	133
Hydro distillation	<i>Thymus vulgaris</i>	Essential oil	—	240	—	134
	<i>Pinus pinaster</i>	Polyphenols	100	180	14.3 mg GAE/g bark	135
Pressurized hydro-extraction	<i>Gossypium herbaceum</i> seed	Oil	180–280	270	30%	136
	<i>Solanum tuberosum</i> peel	Glucose	140–240	240	15%	137
	<i>Pinus densiflora</i>	Organic acid product	—	270	10%	123
	<i>M. chamomilla</i>	Essential oils	100–175	150	120%	138
	<i>Zea mays</i> stalk	Fermentable hexose	180–392	280	27%	139
	<i>Triticum aestivum</i> L. straw	Fermentable hexose	—	280	54%	139
	Cellulose	Oligosaccharides	—	380	16%	140
	<i>Triticum aestivum</i> L. straw	Reducing sugars	170–210	190	30%	136
	Fish proteins	Amino acid	180–320	260	30%	141
	<i>Thymus vulgaris</i>	Essential oils	100–175	150	150%	138
	Gramineae <i>Saccharum officinarum</i> L. waste	Reducing sugars	200–240	240	2%	142
	Defatted rice bran	Sugars and proteins	200–260	200	5%	143
	<i>Simmondsia chinensis</i> seed	Oil	180–260	240	30%	144
	Rosmarinic acid	Terpenes	60–100	—	25%	145
Microwave enhanced hydro solvent	Lavandula flowers	Essential oil	100	10	8.86%	133
	<i>Thymus vulgaris</i>	Essential oil	—	75	—	134
Ultrasound-assisted hydro solvent	<i>Artocarpus heterophyllus</i>	Pectin	90	10	—	146
	<i>Camellia sinensis</i> leaves	Polyphenols, amino acid and caffeine	65	15	—	147
Solid-liquid extraction	<i>Pinus</i> nuts	Inositol	60	120	3.7 mg g ⁻¹	148

hydro-solvent and its ease of disrupting the cell wall of the plant leading to diffusion, transportation and effective mass transfer of the bio-actives at low time duration.^{111–114} Other bio-actives such as carbohydrates, proteins, vitamins and pigments exhibit similar extraction performance. Apart from the eco-friendliness, Cao *et al.*¹¹⁵ also showed that the use of pressurized extraction protocol results in significant reduction of extraction time while simultaneously increasing the yield to about four times when compared with the traditional method.¹¹⁶

The extraction capacity of tuned water does not only stand out with greater and greener potential, but it also influences vital properties of other green solvents such as ethanol and

methanol.¹¹⁷ Although high selectivity of organic solvents is the reason behind their choice during extraction over water. For instance, water in its natural state, as studied by Carrero-Carralero *et al.*¹¹⁸ is less selective when compared to alcohol.¹¹⁹ However, the use of intensified technology can effectively alter the polarity, penetration and selectivity of water as solvent for the extraction of both hydrophilic and hydrophobic plant bio-actives.¹²⁰ Water tuning *via* ultrasound technology at known frequencies and amplitude generates cavitation bubbles at a non-stable point resulting in the release of high temperature and pressure *via* imploding. This improves the penetration of the tune hydro-solvent beyond the plant cell



Table 5 Comparative extraction of some plant's bio-actives using pressurized hydro-solvent and conventional techniques

Analytes	Matrix and yield	Reference methods and conditions	Temp. (°C)	Pressure	Mode	Flow rate (ml min ⁻¹)	Extraction time (min)	References
Stevioside, rebaudioside A	<i>Stevia rebaudiana</i> , 91.8%	Reflux 60 °C, 1–1.5 h, 84.3%	100	11–13 bar	Dynamic	1.5	15	149 and 150
Gastrodin, vanillyl alcohol	<i>Gastrodia elata</i> , 8.6%	Reflux with 95% methanol, 2 h and 70 °C and 0.075% Soxhlet extraction,	100	8–10 bar	Dynamic	1.5	20	151
Phenolics and polyphenolic compounds	<i>Momordica charantia</i> , 29.8%	180 °C, 30 ml methanol, 0.4%	150–200	10 Mpa	Dynamic	2.0	320	152
	<i>Pinus radiata</i> bark	Hydrodistillation ethanol : water 3 : 1 w/w, 0.55 g GAE/g extract	120	1.01 bar	Nil	Nil		153
	<i>Quercus petraea</i>	Heat reflux with water, 11.7 GAE/g extract	100	1.01 bar	Nil	Nil	120	154
	<i>Quercus robur</i> L. and <i>Quercus petraea</i>	Hydrosolvent extraction with water and ethanol, 5.0–13.4 mg GAE/g DW		1.01 bar	Nil	Nil	360	154
Essential oil	<i>Phyllanthus amarus</i> , 52.97 mg g ⁻¹	Reflux, 17.67 mg g ⁻¹	192.4 85	110 bar	Static	1.0	15 30	155
	<i>Fructus amomi</i> , >12%	Steam distillation, 40 min, 12%	150	60 bar	Dynamic	1.0	5	156
Borneol, terpinen-4-ol, carvacrol	<i>Origanum Onites</i> , 5.05%	Steam distillation, Soxhlet extraction, 50 ml <i>n</i> -hexane, 150 °C, 12 h, 3.16%	100, 125, 150, 175	60 bar		2.0	30	157
Volatile oil	<i>Cuminum cyminum</i> L., 16.2%	Hydro distillation, Soxhlet extraction, 175 °C, 3 h, 3.16%	100–175	20 bar	Dynamic	2.0, 4.0	Nil	113
Catechins, proanthocyanidins	Grape seed, 95%	Extraction with 75% methanol, 4.6%, 200 ml <i>n</i> -hexane, 12 h	50, 100, 150	1500 psi	Static	Nil	30	112
Capsaicin dihydrocapsaicin	Peppers	Nil	50–200	100 atm	Static	Nil	Nil	158
Anthocyanins phenolics	Dried red grape skin, 45%	Nil	100–160	Nil	Static	Nil	40 s	159 and 160
Rosmaric acid	<i>Salvia rosmarinus</i>	Reflux with water	78	1.01 bar	Nil	Nil	30	161
Inositols	<i>Pinus pinea</i> L.	Pressurized hydrosolvent, 5.7 mg g ⁻¹	50	10 mpa	Dynamic		18	148
		Solid–liquid extraction, 3.7 mg g ⁻¹	60				120	
Anthocyanin and phenolic	<i>P. cauliflora</i> skin, 18.7%	Low-pressure solvent extraction (LPSE) with ethanol, 22–33 °C at 120 min 13.0%	80	50 bar	Static	—	9	162
	<i>Rubus fruticosus</i> , 12.10% and 14.27%	Soxhlet extraction with ethanol and mixture, at 300 min and 5.02%	80	—	—	3.0–3.8	30	163
Polysaccharide	<i>Grossularia</i> , pressurized	—	52	16 bar	—	—	51	163



Table 5 (Contd.)

Analytes	Matrix and yield	Reference methods and conditions	Temp. (°C)	Pressure	Mode	Flow rate (ml min ⁻¹)	Extraction time (min)	References
Capsaicinoids	hydro-solvent extraction with water, 11.68% <i>Capsicum annum</i> , pressurized hydro-solvent extraction with water, higher than Soxhlet extraction at 20 min	Soxhlet extraction, 80 °C with ethanol at 300 min and 5.243 mg g ⁻¹	120–240	200 bar	—	—	20	164
Protein	<i>Prunus cerasus</i>	Soxhlet extraction with <i>n</i> -hexane, 80.48%	—	—	—	—	60	165

wall into the plant matrix thereby releasing the targeted bioactives.¹¹⁷ One of the reported actions of this technology involves the hydrolysis of bio-active compounds such as tricaffeoylquinic acid due to the presence of OH radicals initiated by ultrasonic waves.¹²¹ The impact of this technology generates H₂O₂ which combines with the radical leading to hydrolysis reaction and improved selectivity of the water for extraction of phenolics in *Phyllanthus amarus* (Table 5) to a notable yield other than the conventional techniques. Also, the variation of the ultrasonic power also accounts for the variation in the yield and purity of carnolic acid and rosmarinic acid from *Salvia rosmarinus*. The proficient extraction performance of tuned water under microwave-enhanced technology is attributed to the high dielectric constant of the polar molecules. These molecules are characterized with the ability to absorb irradiated energy and to re-emit it for the heating of the extraction system as compared to the commonly used *n*-hexane with low dielectric constant.⁴¹

5.2 Effect of extraction conditions on yields of biometabolites

The data in Table 6 reveals conditions of two intensified methods namely aqueous ultrasonic hydro-extraction and microwave-enhanced hydro-extraction for their potencies. From the Table 6, extraction of polyphenolic from pomegranate peel using the pulse flow aqueous ultrasonic extraction gives a yield of 41.6% at a lesser extraction time of 10 min when compared to the continuous flow techniques in ultrasonic enhanced hydro-extraction with 30 min extraction time. Also, the mild extraction conditions of phenolics in grape and *Withania somifera* which are 60 °C, 24 Hz and 65 °C, 45 Hz respectively, helped to conserve the pharmacological activities. During the extraction, the penetration of the tuned solvent led to the disruption of cell walls by acoustical cavitation.^{74,104} Research reveals that at high temperatures and frequencies, the phenolics extracted from

plants undergo degradation during extraction which makes the extracted metabolites commercially and industrially unacceptable.¹⁰⁴

Furthermore, the extraction of essential oil at 75 °C and 100 W gives an excellent yield of 85% in 20 min using microwave-enhanced hydro-extraction when compared to 7% yield of essential oil from cabernet franc grapes in 15 h using ultrasonic enhanced hydro-extraction.

This is because tuned hydro-solvent under the influence of microwaves has a higher penetrating ability making the solvent to easily interact with the biomaterials for extraction purposes.^{4,77} The extraction of essential oils from plant samples mostly uses microwave-enhanced hydro-solvent than ultrasonic hydro-solvent based on its faster extraction rate.¹⁴⁶

6. Current challenges and future prospects

The appreciable environmental advantage of using tunable hydro-solvent for extraction includes improved mass transfer, selectivity, extraction efficiency, higher yield and shortened extraction time. Future progressive research has been channeled on tackling challenges of large-scale operation and the design of industrial equipment that can use the hydro-solvent and extraction processes.^{80,157,158} The possibility of recovering and reusing spent hydro-solvents to facilitate cost-effectiveness, especially the water–oil-based solvent remains a great challenge. Furthermore, bio-surfactant may bind to proteins and other bio-active molecules to affect the stability or activity of the extracted products.¹⁵⁹ In addition to these, the occasional but deleterious effect of ultrasound energy (more than 20 kHz) on the active constituents of medicinal plants exists. This is through the formation of free radicals and consequently undesirable changes in the active molecules.¹⁶⁰



Table 6 Extraction using some selected hydro-solvents

Samples	Desired products	Experimental conditions	Extraction time (min)	Yield	Hydro-solvent used	Sources
<i>Centella asiatica</i>	Triterpene	45 °C; 600 W	1.83	27.10%	Microwave enhanced hydro-solvent	171 and 172
<i>Dioscorea hispida</i>	Essential oil	75 °C; 100 W	20	85%	Microwave enhanced hydro-solvent	173
<i>Chaerophyllum macropodium</i>	Essential oil	—	45	8.10%	Microwave enhanced hydro-solvent	174
<i>Oliveira procumbens</i>	Essential oil	—	45	7.91%	Microwave enhanced hydro-solvent	174
<i>Vitis vinifera</i>	Phenolics	60 °C; 24 kHz	30	24–28%	Aqueous ultrasonic solvent	175
Cabernet franc grapes	Essential oil	60 °C; 24 kHz	15	7%	Aqueous ultrasonic solvent	176
<i>Punica granatum</i> peel	Polypenols	105 W cm ⁻² (pulse mode)	10	41.6%	Aqueous ultrasonic solvent	177
		105 W cm ⁻² (continuous mode)	30	45.4%		
<i>Withania somnifera</i>	Phenolics	65 °C; 45 kHz	15	11.85%	Aqueous ultrasonic solvent	178
Fresh leaves of <i>Vernonia amygdalina</i>	Flavonoids	100 °C	7	87.05 mg	Microwave enhanced hydrosolvent	130
<i>Uncaria sinensis</i>	Flavonoids	100 °C	20	44 mg/100 g	Microwave enhanced hydrosolvent	179
Tea residues (oolong)	Flavonoids	230 °C	2	144.0 mg GAE g ⁻¹	Microwave enhanced hydrosolvent	180
<i>Genita scabra</i> Bunge stem	Polysaccharides	—	5.8	15.97%	Microwave enhanced hydrosolvent	120
<i>Ipomoea batatas</i>	Chlorogenic acid	500 W, 25 KHz	20	—	Aqueous ultrasonic solvent	121
<i>Phyllanthus amarus</i>	Phenolic compounds	30 W, 19 KHz	7	27.23 mg g ⁻¹	Aqueous ultrasonic solvent	155
<i>Camellia sinensis</i>	Polysaccharide	127.5–750 W	5	37.0%	Aqueous ultrasonic solvent	181
		25 °C, 100–300 W	5	21.4–29.5%		
<i>Salvia rosmarinus</i>	Carnosic acid and rosmarinic acid	40 °C 150 W	30	18.1%	Aqueous ultrasonic solvent	161
		70 °C, 1.2 kW	20	25.2%		
<i>A. melanocarpa</i>	Polyphenolics	70 °C, 144 W	60	7.428 g/100 g	Aqueous ultrasonic solvent	182
<i>Malus domestica</i>	Gallic	100 °C, 1500 W	20	4.77 mg g ⁻¹	Microwave enhanced hydrosolvent	183
	Flavonoids	100 °C, 1500 W	20	17.1 mg g ⁻¹	Microwave enhanced hydrosolvent	
	Ascorbic acid	100 °C, 1500 W	20	36.1 mg g ⁻¹	Microwave enhanced hydrosolvent	
<i>Pinus radiata</i> bark	Phenolic compounds	900 W, 2450 MHz		479 mg CE/g bark	Microwave enhanced hydrosolvent	153
		35 kHz, 85 W		388 mg CE/g bark	Aqueous ultrasonic solvent	
Moroccan <i>Acacia mollissima</i> bark	Phenolic compounds	150 W		279.7 mg GAE/g bark	Microwave enhanced hydrosolvent	129

7. Conclusion, key report findings and suggestions

The toxicological impact of various organic solvents and the contamination of the bioactive extract necessitate the study and the use of hydro-solvent (water) for extraction. From this review,

it is possible to tune the properties of water to enhance its feature similar to organic solvents, increase extraction efficiency and create the possibility of the use of water in the extraction of a broad range of solutes which has been the limitation of hydro extraction. The intensified hydro-solvent system is faster and more selective for metabolite recovery than the traditional approach method. In the light this, the use of tuned solvents



with intensified techniques should be employed to forestall the contamination of bio-actives extracted from plants and to enhance the rapid extraction process.

Author contributions

AOA, JAO, ROA conceptualized and wrote the original draft of the study; MAA, RM, SA worked on the methodology, formal analysis and data curation; AOA, JAO, ROA, MAA, RM, SA reviewed and edited the final draft. All authors have read and agreed to the published version of the manuscript.

Conflicts of interest

There are no conflicts to declare.

Acknowledgements

A. O. A acknowledged the contributions of Prof J. O. Odiyo and the WRC and NRF for funding support.

References

- J. Azmir, I. Zaidul, M. Rahman, K. Sharif, A. Mohamed, F. Sahena, M. Jahurul, K. Ghafoor, N. Norulaini and A. Omar, Techniques for extraction of bioactive compounds from plant materials: A review, *J. Food Eng.*, 2013, **117**(4), 426–436.
- I. Naboulsi and A. Aboulmouhajir, Plants extracts and secondary metabolites, their extraction methods and use in agriculture for controlling crop stresses and improving productivity: A review, *Acad. J. Med. Plants*, 2018, **6**(8), 223–240, DOI: [10.15413/ajmp.2018.0139](https://doi.org/10.15413/ajmp.2018.0139).
- N. Azwanida, A Review on the Extraction Methods Use in Medicinal Plants, Principle, Strength and Limitation, *Med. Aromat. Plants*, 2015, **4**, 196.
- S. Handa, S. Khanuja, G. Longo and D. Rakesh, *Extraction Technologies for Medicinal and Aromatic Plants*, United Nations Industrial Development Organization and the International Centre for Science and High Technology, 2015, vol. 18, pp. 214–243.
- F. Chemat, M. Vian and G. Cravotto, Green extraction of natural products: concepts and principles, *Int. J. Mol. Sci.*, 2021, **13**(7), 8615–8627.
- N. Rombaut, A. S. Tixier, A. Bily and F. Chemat, Green extraction processes of natural products as tools for biorefinery, *Biofuels, Bioprod. Biorefin.*, 2014, **8**(4), 530–544.
- F. Chemat, and J. Strube. *Green extraction of natural products: theory and practice*. Wiley-VCH Verlag GmbH & Co. KGaA, Boschstr. Weinheim, Germany. 2015.
- F. Chemat, A. Fabiano-Tixier, M. Vian, T. Allaf and E. Vorobiev, Solvent-free extraction of food and natural products, *Trends Anal. Chem.*, 2015, **71**, 157–168.
- M. Yiz, Review on the *Extraction by Subcritical and Supercritical Water, Methanol, Ethanol and Their Mixtures*, Institute of Chemistry, The Hebrew University of Jerusalem, 2018.

- H. González and M. Muñoz. *Water Extraction of Bioactive Compounds: From Plants to Drug Development*. 2017, pp. 1–530.
- K. Minami, M. Mizura, M. Suzuki, T. Aizawa and K. Aray, Determination of Kamlet-Taft solvent parameter p^* of high pressure and supercritical water by the UV-vis absorption spectral shift of 4-nitroanisole, *Phys. Chem. Chem. Phys.*, 2006, **8**, 2257–2264.
- Y. Marcus. *Supercritical Water: A green solvent, properties and uses*. Wiley: New York, NY, USA, 2012.
- S. Aritra and Y. Richa, Reverse micellar extraction: technological aspects, applications and recent developments. School of Biosciences and Technology, VIT University, Vellore, Tamil Nadu, India, *J. Pharm. Res.*, 2015, **9**(2), 145–156.
- C. Anokwuru, G. Anyasor, O. Ajibaye, O. Fakoya and P. Okebugwu, Effect of extraction solvents on phenolic, flavonoid and antioxidant activities of three Nigerian medicinal plants, *Nat. Sci.*, 2011, **9**, 53–61.
- M. Abraham and N. Nguyen, Green engineering: defining the principles- results from the Sandestin Conference, *Environ. Prog.*, 2003, **22**(4), 233–236.
- R. Breslow. The principles of and reasons for using water as a solvent for green chemistry, in *Handbook of Green Chemistry*, Wiley-VCH Verlag GmbH & Co, 2010.
- T. S. Tochikura, H. Nakashima, K. Hirose and N. Yamamoto, A biological response modifier, PSK, inhibits human immunodeficiency virus infection in vitro, *Biochem. Biophys. Res. Commun.*, 1987, **148**, 726–733.
- S. T. Chang and J. A. Buswell, Mushroom nutraceutical, *World J. Microbiol. Biotechnol.*, 1996, **12**(5), 473–476.
- C. Hobbs, Medicinal Value of Turkey Tail Fungus *Trametes versicolor*(L.:Fr.) Pilát (Aphyllorphomycetidae). A Literature Review, *Int. J. Med. Mushrooms*, 2004, **6**(3), 1–24.
- V. Vetvicka and J. Vetvickova, Immune enhancing effects of Maitake (*Grifola frondosa*) and Shiitake (*Lentinula edodes*) extracts, *Ann. Transl. Med.*, 2014, **2**(2), 1–6.
- A. Filly, A. Fabiano-Tixier, C. Louis, X. Fernandez and F. Chemat, Water as a green solvent combined with different techniques for extraction of essential oil from lavender flowers, *C. R. Chim.*, 2016, **19**(6), 707–717.
- A. Kimbaris, N. Siatis, D. Daferera, P. Tarantilis, C. Pappas and M. Polissiou, Comparison of distillation and ultrasound-assisted extraction methods for the isolation of sensitive aroma compounds from garlic (*Allium sativum*), *Ultrason. Sonochem.*, 2006, **13**, 54–60.
- Y. Zhao, C. Liu, M. Feng, Z. Chen, S. Li, G. Tian, L. Wang, J. Hunag and S. Li, Solid phase extraction of uranium (VI) onto benzoylthiourea-anchored activated carbon, *J. Hazard. Mater.*, 2010, **176**, 119–124.
- K. Alfonsi, Green chemistry tools to influence a medicinal chemistry and research chemistry based organisation, *Green Chem.*, 2008, **10**(1), 31–36.
- C. Capello, U. Fischer and K. Hungerbühler, What is a green solvent? A comprehensive framework for the environmental assessment of solvents, *Green Chem.*, 2007, **9**(9), 927–934.



- 26 M. Tobiszewski, A solvent selection guide based on chemometrics and multicriteria decision analysis, *Green Chem.*, 2015, **17**(10), 4773–4785.
- 27 D. R. Joshi and N. Adhikari, An Overview on Common Organic Solvents and Their Toxicity June 2019, *J. Pharm. Res. Int.*, 2019, **28**, 33–203.
- 28 R. Vardanega, D. T. Santos and M. A. A. Meireles, Intensification of bioactive compounds extraction from medicinal plants using ultrasonic irradiation, *Pharmacogn. Rev.*, 2014, **8**(16), 88–95.
- 29 F. Chemat, N. Rombaut, A. Sicaire, A. Meullemiestre and M. Abert-vian, Ultrasound assisted extraction of food and natural products. Mechanisms, techniques, combinations, protocols and applications, *Ultrason. Sonochem.*, 2017, **34**, 540–560.
- 30 Y. Hernández, M. Lobo and M. González, Factors affecting sample extraction in the liquid chromatographic determination of organic acids in papaya and pineapple, *Food Chem.*, 2009, **114**, 734–741.
- 31 M. Plaza and C. Turner, Pressurized hot water extraction of bioactives, *Trends Anal. Chem.*, 2015, **71**, 39–54.
- 32 G. Feli, R. Pezeshki and M. Chizari, The effects of services of crop prospects' advisers on the farmers in Tehran province, *Iranian Agricultural Training and Promotional Science Journal*, 2007, **3**(1), 73–81.
- 33 A. Nieto, F. Borrull, R. Marcé and E. Pocurull, Pressurized liquid extraction of contaminants from environmental samples, *Curr. Anal. Chem.*, 2008, **4**, 157–167.
- 34 A. Zaibunnisa, S. Norashikin, S. Mamot and H. Osman, An experimental design approach for the extraction of volatile compounds from turmeric leaves (*Curcuma domestica*) using pressurised liquid extraction (PLE), *LWT-Food Sci. Technol.*, 2009, **42**, 233–238.
- 35 M. Hassas-Roudsari, P. Chang, R. Pegg and R. Tyler, Antioxidant capacity of bioactives extracted from canola meal by subcritical water, ethanolic and hot water extraction, *Food Chem.*, 2009, **114**, 717–726.
- 36 W. Kim, J. Kim, B. Veriansyah, J. Kim, Y. Lee, S. Oh and R. Tjandrawinata, Extraction of bioactive components from *Centella asiatica* using subcritical water, *J. Supercrit. Fluids*, 2009, **48**, 211–216.
- 37 G. Brunner, Near critical and supercritical water. Part I. Hydrolytic and hydrothermal processes, *J. Supercrit. Fluids*, 2009, **47**, 373–381.
- 38 A. Amid, R. Salim and M. Adenan, The Factors Affecting the Extraction Conditions for Neuroprotective Activity of *Centella asiatica* evaluated by Metal Chelating Activity Assay, *J. Appl. Sci.*, 2010, **10**, 837–842.
- 39 O. H. Yung, M. Y. Maskat and M. W. A. Wan, Effect of extraction on polyphenol content, antioxidant activity and pH in pegaga (*Centella asiatica*), *Sains Malays.*, 2010, **39**, 747–752.
- 40 D. C. Willcox, B. J. Willcox, H. Todoriki and M. Suzuki, The Okinawan diet: health implications of a low-calorie, nutrient-dense, antioxidant-rich dietary pattern low in glycemic load, *J. Am. Coll. Nutr.*, 2009, **28**, 500S–516S.
- 41 A. Carr and N. Mammucari, A review of subcritical water as a solvent and its utilization for the processing of hydrophobic organic compounds, *Chem. Eng. J.*, 2011, **172**, 1–17.
- 42 C. C. Teo, S. N. Tana, J. W. H. Yonga, E. S. Hew and E. S. Ong, Pressurised hot water extraction (PHWE), *J. Chromatogr. A*, 2010, **1217**, 2484–2494.
- 43 J. Kronholm, K. Hartonen and M. Riekkola, Analytical extractions with water at elevated temperatures and pressures, *TrAC, Trends Anal. Chem.*, 2011, **26**, 396–412.
- 44 M. Mottaleb and S. Sarker, Accelerated solvent extraction for natural products isolation, *Methods Mol. Biol.*, 2012, **864**, 75–87.
- 45 M. Co, C. Zettersten, L. Nyholm, P. J. R. Sjöberg and C. Turner, Degradation effect in the extraction of antioxidants from brich nark using water at elevated temperature and pressure, *Anal. Chim. Acta*, 2011, **716**, 40–48.
- 46 R. M. Smith, Extraction with superheated water, *J. Chromatogr. A*, 2002, **975**, 31–46.
- 47 C. Chin, N. Swee, W. Jean, S. Choy and S. Eng, Pressurized hot water extraction (PHWE), *J. Chromatogr. A*, 2010, **1217**, 2484–2494.
- 48 N. Kapadiya, L. Singhvi, K. Mehta, G. Karwani and J. Dhruvo, Hydrotrophy: A promising tool for solubility enhancement: A Review, *Int. J. Drug Dev. Res.*, 2011, **3**(2), 26–33.
- 49 B. Mohsin and J. Abida, Ultrasonic assisted solvent extraction of bioactive compounds: A review, *Int. J. Food Sci.*, 2019, **4**(2), 102–106.
- 50 Z. Cai, Z. Qu, Y. Lan, S. Zhao, X. Ma, Q. Wan and P. Li, Conventional, ultrasound-assisted, and accelerated-solvent extractions of anthocyanins from purple sweet potatoes, *Food Chem.*, 2016, **197**, 266–272.
- 51 E. A. Brignole, Supercritical fluid extraction, *Fluid Ph. Equilibria*, 1986, **29**(C), 133–144.
- 52 A. Kubatova, A. J. Lagadec, D. J. Miller and S. B. Hawthorne, Selective extraction of oxygenates from savory and peppermint using subcritical water, *Flavour Fragrance J.*, 2001, **16**, 64–73.
- 53 J. Kronholm, T. Kuosmanen, K. Hartonen and M. Riekkola, Destruction of PAHs from soil by using pressurized hot water extraction coupled with supercritical water oxidation, *Waste Manage. Res.*, 2003, **23**, 253–260.
- 54 L. Gamiz Gracia and M. D. Luque de Castro, Continuous subcritical water extraction of medicinal plant essential oil: comparison with conventional techniques, *Talanta*, 2000, **51**, 1179–1185.
- 55 E. Ibañez, A. Kubatova, F. J. Senorans, S. Cavero, G. Reglero and S. B. Hawthorne, Subcritical water extraction of antioxidant compounds from rosemary plants, *J. Agric. Food Chem.*, 2003, **51**, 375–382.
- 56 M. D. A. Saldaña and C. S. Valdivieso-Ramírez, Pressurized fluid systems: Phytochemical production from biomass, *J. Supercrit. Fluids*, 2015, **96**, 228–244.
- 57 X. L. Qi, T. T. Li, Z. F. Wei, N. Guo, M. Luo, W. Wang, Y. G. Zu, Y. J. Fu and X. Peng, Solvent-free microwave



- extraction of essential oil from pigeon pea leaves *Cajanus cajan* (L.) Millsp and evaluation of its antimicrobial activity, *Ind. Crops Prod.*, 2014, **1**(58), 322–328.
- 58 R. Halim, M. K. Danquah and P. A. Webley, Extraction of oil from microalgae for biodiesel production: a review, *Biotechnol. Adv.*, 2012, **30**(2), 709–732.
- 59 E. Baldwin, J. Bai, A. Plotto, R. Cameron, G. Luzio, J. Narciso and B. Ford, Effect of extraction method on quality of orange juice: Hand-squeezed, commercial-fresh squeezed and processed, *J. Sci. Food Agric.*, 2012, **92**, 2029–2042.
- 60 S. Armenta, S. Garrigues and M. De la Guardia, The role of green extraction techniques in Green Analytical Chemistry, *Trends Anal. Chem.*, 2015, **71**, 2–8.
- 61 T. Vanek, A. Nepovium and P. Valice, Membrane-based separation scheme for processing sweeteners from Stevia leaves, *Food Res. Int.*, 2001, **33**, 617–620.
- 62 Y. Choon, A. Hanaa and S. Rabiha, Extraction and quantification of saponins: A review, *Food Res. Int.*, 2014, **5**, 16–40.
- 63 B. S. Rathi, S. L. Bodhankar and A. M. Baheti, Evaluation of aqueous leaves extract of *Moringa oleifera* Linn for wound healing in albino rats, *Indian J. Exp. Biol.*, 2006, **44**, 898–901.
- 64 M. De Castro and F. Priego-Capote, Soxhlet extraction: Past and present panacea, *J. Chromatogr. A*, 2010, **1217**, 2383–2389.
- 65 S. Chanda and M. Kaneria, Optimization of conditions for the extraction of antioxidants from leaves of *Syzygium cumini* L. using different solvents, *Food Anal. Methods*, 2012, **5**, 332–338.
- 66 N. Manousi, I. Sarakatsianos and V. Samanidou, Extraction techniques of phenolic compounds and other bioactive compounds from medicinal and aromatic plants, in *Engineering Tools in the Beverage Industry*, Woodhead Publishing: Sawston, UK. 2019, pp. 283–314.
- 67 M. Bimokr, Comparison of different extraction methods for the extraction of major bioactive flavonoid compounds from spearmint (*Mentha spicata* L.) leaves, *Food Bioprod. Process.*, 2010, **89**(1), 67–72.
- 68 M. Cowan, Plant products as antimicrobial agents, *Clin. Microbiol. Rev.*, 1999, **12**(4), 564–582.
- 69 M. Njila, E. Mahdi, D. Massoma Lembe, Z. Nde and D. Nyonseu, Review on Extraction and Isolation of Plant Secondary Metabolites, *7th Int'l Conference on Agricultural, Chemical, Biological and Environmental Sciences*, 2017.
- 70 F. Ekezie, D. Sun and J. Cheng, Acceleration of microwave-assisted extraction processes of food components by integrating technologies and applying emerging solvents: A review of latest developments, *Trends Food Sci. Technol.*, 2017, **67**, 160–172.
- 71 F. B. Gerardo, Extraction and Analysis of Natural Product in Plant, *Agronomy*, 2011, **11**, 415.
- 72 M. Chávez-González, L. Sepúlveda, D. Verma, H. Luna-García, L. Rodríguez-Durán, A. Ilina and C. Aguilar, Conventional and emerging extraction processes of flavonoids, *Processes*, 2020, **8**(4), 434.
- 73 D. Naviglio, P. Scarano, M. Ciaravolo and M. Gallo, Rapid Solid-Liquid Dynamic Extraction (RSLDE): A Powerful and Greener Alternative to the Latest Solid-Liquid Extraction Techniques, *Foods*, 2019, **8**, 245.
- 74 O. Gusthinnadura, T. Achala, M. Malamige and A. Weroshana, Extraction methods, qualitative and quantitative techniques for screening of phytochemicals from plants, *Am. J. Essent. Oil. Nat. Prod.*, 2017, **5**(2), 29–32.
- 75 B. Nayak, F. Dahmoune, K. Moussi, H. Remini, S. Dairi, O. Aoun and M. Khodir, Comparison of microwave, ultrasound and accelerated-assisted solvent extraction for recovery of polyphenols from Citrus sinensis peels, *Food Chem.*, 2015, **187**, 507–516.
- 76 C. Rodríguez-Pérez, B. Gilbert-López, J. A. Mendiola, R. Quirantes-Piné, R. Segura-Carretero and A. Ibáñez, Optimization of microwave-assisted extraction and pressurized liquid extraction of phenolic compounds from *Moringa oleifera* leaves by multi-response surface methodology, *Electrophoresis*, 2017, **37**, 1938–1946.
- 77 B. Kaufmann and P. Christen, Recent extraction techniques for natural products: microwave-assisted extraction and pressurized solvent extraction, *Phytochem. Anal.*, 2002, **13**, 105–113.
- 78 T. Jain, Microwave assisted extraction for phytoconstituents – an overview, *Asian J. Res. Chem.*, 2009, **2**(1), 19–25.
- 79 M. Numata, T. Yarita, Y. Aoyagi, Y. Tsuda, M. Yamazaki, A. Takatsu, K. Ishikawa, K. Chiba and K. Okamoto, Sediment certified reference materials for the determination of polychlorinated biphenyls and organochlorine pesticides from the National Metrology Institute of Japan (NMIJ), *Anal. Bioanal. Chem.*, 2007, **387**, 2313–2323.
- 80 Z. Jixian, W. Chaoting, Z. Haihui, D. Yuqing and M. Haile, Recent advances in the extraction of bioactive compounds with subcritical water: A review, *Trends Food Sci. Technol.*, 2020, **95**, 183–195.
- 81 J. Pol, E. Ostra, P. Karasek, M. Roth, K. Benesova, P. Kotlarikova and J. Caslavsky, Comparison of two different solvents employed for pressurised fluid extraction of stevioside from *Stevia rebaudiana*: methanol versus water, *Anal. Bioanal. Chem.*, 2007, **388**, 1847.
- 82 L. Ramos, E. Kristenson and U. T. Brinkman, Current use of pressurised liquid extraction and subcritical water extraction in environmental analysis, *J. Chromatogr. A*, 2002, **975**, 3–29.
- 83 Z. Ju and L. Howard, Subcritical water and sulfured water extraction of anthocyanins and other phenolics from dried red grape skin, *J. Food Sci.*, 2005, **70**, S270–S276.
- 84 I. Sereewatthanawut, S. Prapintip, K. Watchiraruj, M. Goto, M. Sasaki and A. Shotipruk, Extraction of protein and amino acids from deoiled rice bran by subcritical water hydrolysis, *Bioresour. Technol.*, 2008, **99**(3), 555–561.
- 85 T. Awad, H. Moharram, O. Shaltout, D. Asker and M. Youssef, Applications of ultrasound in analysis, processing and quality control of food: A review, *Food Res. Int.*, 2012, **48**, 410–427.
- 86 G. Musielak, D. Mierzwa and J. Kroehnke, Food drying enhancement by ultrasound—A review, *Trends Food Sci. Technol.*, 2016, **56**, 126–141.



- 87 M. Vinatoru, An overview of the ultrasonically assisted extraction of bioactive principles from herbs, *Ultrason. Sonochem.*, 2001, **8**, 303–313.
- 88 M. Esclapez, J. Garcia-Perez, A. Mulet and J. Cárcel, Ultrasound-assisted extraction of natural products, *Food Eng. Rev.*, 2011, **3**, 108–120.
- 89 B. K. Tiwari, A clean, green extraction technology, *Trends Anal. Chem.*, 2015, **71**, 100–109.
- 90 R. Maheshwari, M. Rajput and S. Sinha, New quantitative estimation of benzoic acid bulk sample using calcium disodium edetate as hydrotropic solubilizing agent, *Asian J. Pharm. Clin. Res.*, 2010, **3**(1), 43–45.
- 91 N. Karanth, P. Deo and N. Veenanadig, Microbial production of biosurfactants and their importance, *Curr. Sci.*, 1999, **77**, 116–123.
- 92 P. Jain, A. Goel, S. Sharma and M. Parmar, Solubility Enhancement Techniques with Special Emphasis on Hydrotropy, *Int. J. Pharm. Pharm. Res.*, 2010, **1**(1), 34–45.
- 93 R. Maheshwari, S. Sharma, N. Rai and M. Rajput, Simple titrimetric method to estimate ketoprofen in bulk using mixed hydrotropy, *J. Pharm. Res.*, 2010, **3**(3), 442–443.
- 94 G. Raman and V. Gaikar, Extraction of piperine from piper nigrum (Blac pepper) by hydrotropic solubilization, *Ind. Eng. Chem. Res.*, 2002, **41**, 2966–2976.
- 95 M. Malik, Y. Mohammad and A. Mohd, Microemulsion method: A novel route to synthesize organic and inorganic nanomaterials, *Arabian J. Chem.*, 2010, **5**(4), 397–417.
- 96 M. Freda, G. Onori, A. Paciaroni and A. Santucci, Influence of hydration on dynamical properties of reverse micelles, *J. Non-Cryst. Solids*, 2002, **307**, 874–877.
- 97 T. Havre. Formation of calcium naphthenate in water/oil systems, naphthenic acid chemistry and emulsion stability, Doctoral diss., Norwegian University of Science and Technology, Trondheim, 2002.
- 98 S. Debnath, D. Das and P. Das, Unsaturation at the surfactant head: influence on the activity of lipase and horseradish peroxidase in reverse micelles, *Biochem. Biophys. Res. Commun.*, 2007, **356**, 163–168.
- 99 G. Tingyue. *Liquid-liquid Partitioning methods for bioseparations, handbook of Bioseparations*, 2nd edn, Academic Press, New York, 2002.
- 100 S. Mohd-Setapara, S. Mohamad-Aziza, N. Haruna and C. Mohd-Azizia, Review on the Extraction of Biomolecules by Biosurfactant Reverse Micelles, *APCBEE Proc.*, 2012, **3**, 78–83.
- 101 G. M. Priscilla, M. L. Andre, A. H. Francilene, F. J. Angela, C. V. P. Thereza, O. M. Perola, O. R. Carlota and P. J. Adalberto, Liquid-liquid extraction of biomolecules: an overview and update of the main techniques, *J. Chem. Technol. Biotechnol.*, 2008, **83**, 143–157.
- 102 Z. Li, K. Smith and G. Stevens, The use of environmentally sustainable bio-derived solvents in solvent extraction applications—a review, *Chin. J. Chem. Eng.*, 2015, **24**, 215–220.
- 103 N. Imane, A. Aziz, K. Lamfeddal, B. Fauzi and Y. Abdelaziz, Plants extracts and secondary metabolites, their extraction methods and use in agriculture for controlling crop stresses and improving productivity: A review, *J. Med. Plants Res.*, 2018, **6**(8), 223–240.
- 104 T. Reighard and S. Olesik, Bridging the Gap between Supercritical Fluid Extractions and Liquid Extraction Techniques: Alternative Approaches of the Extraction of Solid and Liquid Environmental Matrices, *Crit. Rev. Anal. Chem.*, 2006, **26**(2&3), 1–39.
- 105 S. Arora and P. Itankar, 2018. Extraction, isolation and identification of flavonoid from *Chenopodium album* aerial parts, *J. Tradit. Chin. Med.*, 2018, **8**, 476–482.
- 106 O. Alara, N. Abdurahman and O. A. Olalere, Optimization of microwave-assisted extraction of flavonoids and antioxidants from *Vernonia amygdalina* leaf using response surface methodology, *Food Bioprod. Process.*, 2018, **107**, 36–48.
- 107 M. Puspita, M. Deniel, I. Widowati, O. K. Radjasa, P. Douzenel, G. Bedoux and N. Bourgougnon, Antioxidant and antibacterial activity of solid-liquid and enzyme-assisted extraction of phenolic compound from three species of tropical *Sargassum*, *IOP Conf. Ser.: Earth Environ. Sci.*, 2021, 55012057.
- 108 S. Armenta, S. Garrigues and M. De la Guardia, The role of green extraction techniques in Green Analytical Chemistry, *Trends Anal. Chem.*, 2015, **71**, 2–8.
- 109 L. S. Chua, F. I. Abdullah and M. A. F. Azlah, Phytochemical Profile of *Andrographis paniculata* Extract from Solvent Partition and Precipitation, *J. Biol. Act. Prod. Nat.*, 2019, **9**(3), 238–249.
- 110 M. Aourach, A. González-de-Peredo, M. Vázquez-Espinosa, H. Essalmani, M. Palma and G. Barbero, Optimization and Comparison of Ultrasound and Microwave-Assisted Extraction of Phenolic Compounds from Cotton-Lavender (*Santolina chamaecyparissus* L.), *Agronomy*, 2011, **11**, 84.
- 111 H. Giergielewicz-Możajska, L. Dąbrowski and J. Namieśnik, Accelerated Solvent Extraction (ASE) in the Analysis of Environmental Solid Samples — Some Aspects of Theory and Practice, *Crit. Rev. Anal. Chem.*, 2001, **31**(3), 149–165.
- 112 D. Vividha and M. Piyush, Advances in hydrotropic solutions: an updated review, *St. Petersburg Polytechnical University Journal: Physics and Mathematics*, 2016, 424–435.
- 113 B. Vongsak, P. Sithisarn, S. Mangmool, S. Thongpraditchote, Y. Wongkrajang and W. Gritsanapan, Maximizing total phenolics, total flavonoids contents and antioxidant activity of *Moringa oleifera* leaf extract by the appropriate extraction method, *Ind. Crops Prod.*, 2013, **44**, 566–571.
- 114 A. Dawidowicz, E. Rado, D. Wianowska, M. Mardarowicz and J. Gawdzik, Application of PLE for the determination of essential oil components from *Thymus Vulgaris* L, *Talanta*, 2008, **76**, 878–884.
- 115 J. Cao, J. Han, H. Xiao, J. Qiao and M. Han, Effect of tea polyphenol compounds on anticancer drugs in terms of anti-tumor activity, toxicology, and pharmacokinetics, *Nutrients*, 2016, **8**(12), 762.



- 116 O. Benito-Román, E. Alonso and M. Cocero, Pressurized hot water extraction of β -glucans from waxy barley, *J. Supercrit. Fluids*, 2013, **73**, 120–125.
- 117 T. Lefebvre, E. Destandau and E. Lesellier, Selective extraction of bioactive compounds from plants using recent extraction techniques: A review, *J. Chromatogr. A*, 2021, **1635**, 461770.
- 118 C. Carrero-Carralero, D. Mansukhani, A. I. Ruiz-Matute, I. Martínez-Castro, L. Ramos and M. L. Sanz, Extraction and characterization of low molecular weight 1396 bioactive carbohydrates from mung bean (*Vigna radiata*), *Food Chem.*, 2018, **266** **1397**, 146–154.
- 119 X. J. Qu, Y.-J. Fu, M. Luo, C.-J. Zhao, Y.-G. Zu, C.-Y. Li, W. Wang, J. Li and Z. F. Wei, Acidic pH based microwave-assisted aqueous extraction of seed oil from 1405 yellow horn (*Xanthoceras sorbifolia* Bunge.), *Ind. Crops Prod.*, 2013, **43** **1406**, 420–426.
- 120 Z. Cheng, H. Song, X. Cao, Q. Shen, D. Han, F. Zhong, H. Hu and Y. Yang, Simultaneous extraction and purification of polysaccharides from *Gentiana scabra* Bunge by microwave-assisted ethanol-salt aqueous two-phase system, *Ind. Crops Prod.*, 2017, **102**, 75–87.
- 121 E. G. Alves Filho, V. M. Sousa, S. Rodrigues, E. S. de Brito and F. A. N. Fernandes, Green ultrasound-assisted extraction of chlorogenic acids from sweet potato peels and sonochemical hydrolysis of caffeoylquinic acids derivatives, *Ultrason. Sonochem.*, 2020, **63**, 104911.
- 122 N. Cujic, K. Šavikin, T. Jankovic, D. Pljevljakušić and G. Zdunic, Ibric, Optimization of polyphenols extraction from dried chokeberry using maceration as traditional technique, *Food Chem.*, 2016, **194**, 135–142.
- 123 M. Daud, D. Fatanah, N. Abdullah and R. Ahmad, Evaluation of antioxidant potential of *Artocarpus heterophyllus* L. J33 variety fruit waste from different extraction methods and identification of phenolic constituents by LCMS, *Food Chem.*, 2017, **232**, 621–632.
- 124 N. N. Wang, J. A. Anuka, H. O. Kwanashie, S. Gyang and A. Auta, Anti-seizure activity of the aqueous leaf extract of *Solanum nigrum* linn (solanaceae) in experimental animals, *Afr. Health Sci.*, 2008, **8**(2), 74–79.
- 125 O. Ait-Yahia, F. Perreau, S. A. Bouzroua, Y. Benmalek, T. Dob and A. Belkebir, Chemical composition and biological activities of n-butanol extract of *Lepidium sativum* L (Brassicaceae) seed, *Trop. J. Pharm. Res.*, 2018, **17**(5), 891–896.
- 126 Y. Vázquez-González, J. A. Ragazzo-Sánchez and M. Calderón-Santoyo, Characterization and antifungal activity of jackfruit (*Artocarpus heterophyllus* Lam.) leaf extract obtained using conventional and emerging technologies, *Food Chem.*, 2020, **330**, 127211.
- 127 M. Bouras, M. Chadni, F. J. Barba, N. Grimi, O. Bals and E. Vorobiev, Optimization of microwave-assisted extraction of polyphenols from *Quercus* bark, *Ind. Crops Prod.*, 2015, **77**, 590–601.
- 128 O. Alara, N. Abdurahman and L. Ukaegbu, Soxhlet extraction of phenolic compounds from *Vernonia cinerea* leaves and its antioxidant activity, *J. Appl. Res. Med. Aromat. Plants*, 2018, **11**, 12–17.
- 129 R. Naima, M. Oumam, H. Hannache, A. Sesbou, B. Charrier, A. Pizzi, E. Charrier and F. Bouhtoury, Comparison of the impact of different extraction methods on polyphenols yields and tannins extracted from Moroccan *Acacia mollissima* barks, *Ind. Crops Prod.*, 2015, **70**, 245–252.
- 130 E. Aspé and K. Fernández, The effect of different extraction techniques on extraction yield, total phenolic, and anti-radical capacity of extracts from *Pinus radiata* Bark, *Ind. Crops Prod.*, 2011, **34**, 838–844.
- 131 S. L. Rodríguez De Luna, R. E. Ramírez-Garza and S. O. Serna Saldivar, Environmentally Friendly Methods for Flavonoid Extraction from Plant Material: Impact of Their Operating Conditions on Yield and Antioxidant Properties, *Sci. World J.*, 2020, 6792069.
- 132 F. Chemat, M. Lucchesi, J. Smadja, L. Favretto, G. Colnaghi and F. Visinoni, Microwave accelerated steam distillation of essential oil from lavender: A rapid, clean and environmentally friendly approach, *Anal. Chim. Acta*, 2006, **555**(1), 157–160.
- 133 J. Asghari, C. K. Touli, M. Mazaheritehrani and M. Aghdasi, Comparison of the microwave-assisted hydrodistillation with the traditional hydrodistillation method in the extraction of essential oils from *Ferulago angulata* (Schelecht.), *Eur. J. Med. Plants*, 2012, **2**(4), 324–334.
- 134 K. A. Shams, N. S. Abdel-Azim, I. A. Saleh, M. E. F. Hegazy, M. M. El-Missiry and F. M. Hammouda, Green technology: Economically and environmentally innovative methods for extraction of medicinal & aromatic plants (MAP) in Egypt, *J. Chem. Pharm. Res.*, 2015, **7**(5), 1050–1074.
- 135 L. Chupin, C. Motillon, F. Charrier-El Bouhtoury, A. Pizzi and B. Charrier, Characterisation of maritime pine (*Pinus pinaster*) bark tannins extracted under different conditions by spectroscopic methods, FTIR and HPLC, *Ind. Crops Prod.*, 2013, **49**, 897–903.
- 136 M. V. Alvarez, S. Cabred, C. L. Ramirez and M. A. Fanovich, Fluids valorization of an agroindustrial soybean residue by supercritical fluid extraction of phytochemical compounds, *J. Supercrit. Fluids*, 2019, **143**, 90–96, DOI: [10.1016/j.supflu.2018.07.012](https://doi.org/10.1016/j.supflu.2018.07.012).
- 137 M. Khajenoori, A. Haghighi Asl and H. Noori Bidgoli, Subcritical Water Extraction of Essential Oils from *Matricaria Chamomilla* L., *Int. J. Eng.*, 2013, **26**(5), 489–494.
- 138 L. Zhao, G. H. Zhao, M. Du, *et al.*, Effect of selenium on increasing free radical scavenging activities of polysaccharide extracts from a Se-enriched mushroom species of the genus *Ganoderma*, *Eur. Food Res. Technol.*, 2008, **226**, 499–505.
- 139 X. Zhao, M. Gao, Q. Wang and X. Luan, Extraction, separation and structural characterization of polysaccharides from *Crassostrea gigas*, *Chin. J. Mar. Drugs*, 2014, **33**, 8–14.
- 140 H. Cheng, X. Zhu, C. Zhu, J. Qian, N. Zhu, L. Zhao and J. Chen, Hydrolysis technology of biomass waste to



- produce amino acids in subcritical water, *Bioresour. Technol.*, 2008, **99**, 3337–3341.
- 141 Y. Chen, J. Tou and J. Jaczynski, Composition and recovery yield of protein and other components isolated from whole Antarctic krill (*Euphausia superba*) by isoelectric solubilization/precipitation, *J. Food Sci.*, 2009, **74**(2), H31–H39.
- 142 G. Zhu, Z. Xiao and X. Zhu, Reducing sugars production from sugarcane bagasse wastes by hydrolysis in subcritical water. Clean Technologies and Environmental Policy, *February*, 2012, **15**(1), 55–61.
- 143 S. Hata, J. Wiboonsirikul and A. Maeda, Extraction of defatted rice bran by subcritical water treatment, *Biochem. Eng. J.*, 2008, **40**(1), 44–53.
- 144 H. Yoshida, W. Abdelmoez, S. M. Nage and A. Bastawess, Ihab. Subcritical Water Technology for Wheat Straw Hydrolysis to Produce Value Added Products, *J. Cleaner Prod.*, 2014, **70**, 68–77.
- 145 R. Rodríguez-herrera, C. Aguilar, D. Muñoz-márquez, G. Martínez-ávila, J. Wong-paz and R. Belmares-cerda, Ultrasound-assisted extraction of phenolic compounds from *Laurus nobilis* L. and their antioxidant activity, *Ultrason. Sonochem.*, 2013, **20**, 1149–1154.
- 146 P. Koh, C. Leong and M. Noranizan, Microwave-assisted extraction of pectin from jackfruit rinds using different power levels, *Int. Food Res. J.*, 2014, **21**, 2091–2097.
- 147 T. Xia, S. Shi and X. Wan, Impact of ultrasonic-assisted extraction on the chemical and sensory quality of tea infusion, *J. Food Eng.*, 2006, **74**, 557–560.
- 148 L. Ruiz-Aceituno, S. Rodríguez-Sánchez, J. Sanz, M. L. Sanz and L. Ramos, Optimization of pressurized liquid extraction of inositols from pine nuts (*Pinus pinea* L.), *Food Chem.*, 2014, **153**, 450–456.
- 149 C. C. Teo, S. N. Tan, J. W. H. Yong, C. S. Hew and E. S. Ong, Validation of green-solvent extraction combined with chromatographic chemical fingerprint to evaluate quality of Stevia rebaudiana Bertoni, *J. Sep. Sci.*, 2009, **32**, 613–622.
- 150 D. Vishwas and M. Pradeep, Advances in hydrotropic solutions: an updated review, *St. Petersburg Polytechnical University Journal: Physics and Mathematics*, 2015, **30**(4), 119–138.
- 151 C. C. Teo, S. N. Tan, J. W. H. Yong, C. S. Hew and E. S. Ong, Evaluation of the extraction efficiency of thermally labile bioactive compounds in *Gastrodia elata* Blume by pressurized hot water extraction and microwave-assisted extraction, *J. Chromatogr. A*, 2008, **1182**(1), 34–40.
- 152 P. Budrat and A. Shotipurk, Extraction of phenolic compounds from fruits of bitter melon (*Momordica charantia*) with subcritical water extraction and antioxidant activities of these extracts, *Chiang Mai J. Sci.*, 2008, **35**(1), 123–130.
- 153 C. Bocalandro, V. Sanhueza, A. M. Gómez-Caravaca, J. González-Álvarez, K. Fernández, M. Roedel and M. T. Rodríguez-Estrada, Comparison of the composition of *Pinus radiata* bark extracts obtained at bench- and pilot-scales, *Ind. Crops Prod.*, 2012, **38**, 21–26.
- 154 M. Dedrie, N. Jacquet, P.-L. Bombeck, J. Hébert and A. Richel, Oak barks as raw materials for the extraction of polyphenols for the chemical and pharmaceutical sectors. A regional case study, *Ind. Crops Prod.*, 2015, **70**, 316–321.
- 155 A. D. Sousa, A. I. V. Maia, T. H. S. Rodrigues, K. M. Canuto, P. R. V. Ribeiro, R. de Cassia Alves Pereira, R. F. Vieira and E. S. de Brito, Ultrasound-assisted and pressurized liquid extraction of phenolic compounds from *Phyllanthus amarus* and its composition evaluation by UPLC-QTOF, *Ind. Crops Prod.*, 2016, **79**, 91–103.
- 156 C. Deng, N. Yao, B. Wang and X. Zhang, Development of microwave-assisted extraction followed by headspace single-drop microextraction for fast determination of paeonol in traditional chinese medicines, *J. Chromatogr. A*, 2006, **1103**, 15–21, DOI: [10.1016/j.chroma.2005.11.023](https://doi.org/10.1016/j.chroma.2005.11.023).
- 157 M. Z. Ozel and A. A. Clifford, Superheated water extraction of fragrance compounds from *Rosa canina*, *Flavour Fragrance J.*, 2004, **19**(4), 354–359.
- 158 M. Aliaño-González, E. Espada-Bellido, M. Ferreiro-González, C. Carrera, M. Palma, J. Ayuso, J. Álvarez and G. Barbero, Extraction of Anthocyanins and Total Phenolic Compounds from Açai (*Euterpe oleracea* Mart.) Using an Experimental Design Methodology. Part 2: Ultrasound-Assisted Extraction, *Agronomy*, 2020, **10**, 326.
- 159 Z. Y. Ju and L. R. Howard, Subcritical water and sulfured water extraction of anthocyanins and other phenolics from dried red grape skin, *J. Food Sci.*, 2005, **70**, S270–S276.
- 160 K. Monrad, R. Howard, R. King, K. Srinivas and A. Mauromoustakos, Subcritical solvent extraction of anthocyanins from dried red grape pomace, *J. Agric. Food Chem.*, 2010, **58**(5), 2862–2868.
- 161 M. Jacotet-Navarro, N. Rombaut, A.-S. Fabiano-Tixier, M. Danguien, A. Bily and F. Chemat, Ultrasound versus microwave as green processes for extraction of rosmarinic, carnosic and ursolic acids from rosemary, *Ultrason. Sonochem.*, 2015, **27**, 102–109.
- 162 M. Cvjetko Bubalo, N. Čurko, M. Tomašević, K. Kovačević Ganić and I. Radojčić Redovniković, Green extraction of grape skin phenolics by using deep eutectic solvents, *Food Chem.*, 2016, **200**, 159–166.
- 163 F. Montañés, T. Fornari, P. J. Martín-Álvarez, N. Corzo, A. Olano and E. Ibáñez, Selective Recovery of Tagatose from Mixtures with Galactose by Direct Extraction with Supercritical CO₂ and Different Cosolvents, *J. Agric. Food Chem.*, 2006, **54**, 8340–8345.
- 164 A. Bogdanovic, V. Tadic, I. Arsic, S. Milovanovic, S. Petrovic and D. Skala, Supercritical and high pressure subcritical fluid extraction from Lemon balm (*Melissa officinalis* L., Lamiaceae), *J. Supercrit. Fluids*, 2016, **107**, 234–242.
- 165 A. T. Serra, I. J. Seabra, M. E. M. Braga, M. R. Bronze, H. C. de Sousa and C. M. M. Duarte, Processing cherries (*Prunus avium*) using supercritical fluid technology. Part 1: Recovery of extract fractions rich in bioactive compounds, *J. Supercrit. Fluids*, 2010, **55**, 184–191.
- 166 L. Wang and C. Waller, Recent advances in extract ion of nutraceuticals from plants, *Trends Food Sci. Technol.*, 2006, **17**, 300–312.



- 167 K. Michael and A. Danquah Paul, Extraction of oil from microalgae for biodiesel production: A review, *Biotechnol Adv.*, 2012, **30**, 709–732.
- 168 B. Yingngam, M. Monschein and A. Brantner, Ultrasound-assisted extraction of phenolic compounds from *Cratogeomys formosum* ssp. *Formosum* leaves using central composite design and evaluation of its protective ability against H₂O₂-induced cell death, *Asian Pac. J. Trop. Med.*, 2014, **7**, S497–S505.
- 169 M. Goto, T. Ono, F. Nakashio and T. Hatton, Design of surfactants suitable for protein extraction by reversed micelles, *Biotechnol. Bioeng.*, 1997, **54**(1), 26–32.
- 170 P. Komal, N. Panchal and P. Ingle, Techniques Adopted for Extraction of Natural Products Extraction Methods: Maceration, Percolation, Soxhlet Extraction, Turbo distillation, Supercritical Fluid Extraction, *Int. J. Adv. Res. Chem. Sci.*, 2019, **6**(Issue 4), 1–12.
- 171 P. Puttarak and P. Panichayupakaranant, A new method for preparing pentacyclic triterpene rich *Centella asiatica* extracts, *Nat. Prod. Res.*, 2013, **27**, 7.
- 172 C. Kumoro and I. Hartati, Microwave Assisted Extraction of Dioscorin from Gadung (*Dioscorea Hispida* Dennst) Tuber Flour, *Procedia Chem.*, 2015, **14**, 47–55.
- 173 O. Hartati, L. Kurniasari and Y. Anas, Mathematical Model of the Hydrotropic Microwave assisted Extraction of Anti-Malarial Agent from *Andrographis paniculata*, *Procedia Chem.*, 2015, **14**, 186–192.
- 174 A. F. Qui, F. Xavier, M. Minuti, F. Visinoni, G. Cravotto and F. Chemat, Solvent-free microwave extraction of essential oil from aromatic herbs: From laboratory to pilot and industrial scale, *Food Chem.*, 2014, **150**, 193–198.
- 175 Y. J. Cho, J. Y. Hong, H. S. Chun, S. K. Lee and H. Y. Min, Ultrasonication extraction of resveratrol from grapes, *J. Food Eng.*, 2006, **77**, 725–730.
- 176 N. El-Darra, N. Grimi-Eugene, V. Nicolas and L. R. Maroun, . Extraction of polyphenols from red grape pomace assisted by pulse ohmic heating, *Food Bioprocess Technol.*, 2013, **6**, 1281–1289.
- 177 B. He, L. Zhang, X. Yue, J. Liang, J. Jiang, X. Gao and P. Yue, Optimization of Ultrasound-Assisted Extraction of phenolic compounds and anthocyanins from blueberry (*Vaccinium ashei*) wine pomace, *Food Chem.*, 2016, **204**, 70–76.
- 178 T. Dhanani, S. Shah, N. Gajbhiye and S. Kumar, Effect of extraction methods on yield, phytochemical constituents and antioxidant activity of *Withaniasomnifera*, *Arabian J. Chem.*, 2013, **10**(1), S1193–S1199.
- 179 S. N. Tan, J. H. Yong, C. C. Teo and C. S. Hew, Determination of metabolites in *Uncaria sinensis* by HPLC and GC-MS after green solvent microwave-assisted extraction, *Talanta*, 2011, **83**(3), 891–898.
- 180 S. Tsubaki, M. Sakamoto and J. Azuma, Microwave-assisted extraction of phenolic compounds from tea residues under autohydrolytic conditions, *Food Chem.*, 2010, **123**, 1255–1258.
- 181 C. Zhu, X. Zhai, L. Li, X. Wu and B. Li, Response surface optimization of ultrasound-assisted polysaccharides extraction from pomegranate peel, *Food Chem.*, 2015, **177**, 139–146.
- 182 M. Ramić, S. Vidović, Z. Zeković, J. Vladić, A. Cvejin and B. Pavlič, Modeling and optimization of ultrasound-assisted extraction of polyphenolic compounds from *Aronia melanocarpa* by-products from filter-tea factory, *Ultrason. Sonochem.*, 2015, **23**, 360–368.
- 183 M. M. Moreira, M. F. Barroso, A. Boeykens, H. Withouck, S. Morais and C. Delerue Matos, Valorization of apple tree wood residues by polyphenols extraction: Comparison between conventional and microwave-assisted extraction, *Ind. Crops Prod.*, 2017, **104**, 210–220.

